

# Testers



Please see our Wireless Tools Catalog and our Manual Tools Catalog for our other product offerings.

***Sturtevant  
Richmont***

***Torque  
Testers  
& Calibration Equipment***



# Welcome!



For more than seventy years we have built our torque tools solely to meet the demands of the industrial user. For decades Sturtevant Richmond tools have been used for critical assemblies on aircraft, cars, trucks, and off road equipment. Our customers demand accuracy, durability, reliability and innovation and because we provide that, our customers tend to stay with us long term.

More than seventy years ago P.A. Sturtevant introduced the original deflecting beam torque wrench and shortly thereafter Frank Livermont designed, manufactured and sold the first "clicker" type torque wrench. Their two companies were eventually bought and combined into one. The late John L. Reynertson, aware of the rich history and company potential, purchased Sturtevant Richmond and guided it through a very successful revival of innovation and a singular devotion to the manufacture of the highest quality torque products. The relentless focus on innovation and quality has resulted in a string of firsts in our industry. These include, fully automated torque testers, microprocessor based torque testers, utilization of software for hands free torque testing, ISO 9001 Registration, ISO/IEC 17025 Accreditation, supplying certificates of calibration with all tools and successful RF transmission of data within manufacturing facilities. With more than 70 torque related patents to our credit, we continue to develop more innovative tools and torque systems to help our customers.



John L. Reynertson

Because our sole focus is on torque, we are the only independent full line torque products manufacturing company in the U.S. Unlike our competitors, torque is not a small part of what we are, it is everything we are.

Because we spend a lot of time with customers in their offices and out on their shop floor we take a systems approach to your torque applications, which is unlike all others. Our sales force has the training and complete range of products to help you develop torque management systems to make your products and processes better. We do not "sell tools," we provide solutions.

Over the last thirty-five years many things have changed at SR including products, processes, machinery and even the location but a headline from one of our earliest ads is as valid now as it was then. "Your quality is our business."

As lean manufacturing has progressed and quality has emerged as a competitive advantage, demand for our tools has increased. We continually invest and innovate to create faster design to market times and more efficient production times. Our goal over the last 70+ years has not been to be the largest torque tool company. Our focus has always been to produce the highest quality torque products. You can buy other torque tools for less money, but you cannot buy better torque tools.

Sincerely

Raymond R. Reynertson  
President & CEO

John L. Reynertson Jr.  
Vice President Engineering

Donald J. Reynertson  
Vice President of Sales



## Global Reach... Local Support.

### Worldwide Sales Representation

SR has trained and experienced representatives in 35 countries spanning six continents. This extensive network assures that you will receive the same level of service at virtually any manufacturing location you may develop or acquire.

### 24 x 7 Support via the Web

The SR website – [www.srtorque.com](http://www.srtorque.com) – provides immediate support and answers to your questions, 24 hours a day, 7 days a week. We are continually upgrading and expanding the information on our products, applications and how to obtain the greatest possible return on your investment from SR products. From software to parts diagrams, product data to torque strategy options, the answers you seek will most likely be found at [www.srtorque.com](http://www.srtorque.com).

### Our Quality is Your Assurance ISO 9001:2008 and ISO/IEC 17025:2005

In 1994 Sturtevant Richmond became the first torque tool manufacturer in the US to become ISO 9001 Certified. We were also the first to be ISO 17025 certified. In 2014 we were honored by UL for twenty (20) years of continuous certification.

We are also an A2LA Pivot Lab, which means we validate the results and accuracy from the A2LA Reference Labs. These accreditations mean you can have the utmost confidence in the work we produce and the impact it has on your operation. <https://www.a2la.org/>



### Corporate Headquarters

Located in Carol Stream, Illinois a western suburb of Chicago and in close proximity to O'Hare Airport we are able to provide our customers with the service so important for today's business climate.

Worldwide: +1-847-455-8677  
US Only Toll-Free: 1-800-877-1347  
Fax: 1-847-455-0347  
email: [customerservice@srtorque.com](mailto:customerservice@srtorque.com)

# Fail Safe Engineering

You cannot tell if a calibration instrument is out of specification just by looking at it. It must be tested and recalibrated.

But like torque tools, torque tool calibration instruments can be subject to unexpected forces that can take it out of specification. Unless you've verified that everything is working properly you could be creating mistakes instead of preventing them.

Sturtevant Richmond created the Torq-Tronics 2 and the System 8 digital torque testers to self-report/notify everyone when a transducer has been stretched to 120% of capacity and may be compromised.

Fail Safe Engineering takes the calibration instrument through eight steps to ensure that you can trace back to the event that may have taken the transducer out of calibration. The eight steps below illustrate how Sturtevant Richmond has once again engineered the impact of human influence out of the process.

What if your torque tester was just calibrated and then was pulled out of spec and you don't know it? What are the chances the situation will be immediately discovered and resolved? If it isn't, what is the impact on your quality and costs?

When a System 8 test/calibration unit is placed in an overtorque condition, 120% of capacity, etc., eight fail safe processes come into play until the unit has been checked and reset.

1. The Torque Indicator LED flashes red as long as power is supplied to the unit. The flashing stops only when the unit has been reset.
2. Track mode stops operating.
3. The OK/NG test result designators stop working.
4. The reports replace OK/NG with OVL so you can identify tests that have been done between overload and reset. Traceability is key.
5. The top line of the display now reads OV 120% capacity. It no longer shows units of measure or the target torque range.
6. If System 8 main memory was set to off during the overload event, the secondary memory immediately turns on to capture data and report results. The secondary memory cannot be erased.
7. If the main memory was on during the overload event and a worker tries to erase the overload event, the display says "See Supervisor 120% of Capacity."



8. If the System 8 is turned off the Torque Indicator LED stops flashing. As soon as power is supplied, the LED begins flashing again. The overload event is called up to the display so you know exactly what happened.

A supervisor can access the unit through Hyper-Terminal or Sturtevant Richmonts Torque Tool Manager 4 software program and can reset the unit with a few key strokes.

Although our transducers are engineered for strength and designed for durability we strongly recommend that when a transducer has been put in a 120% of capacity event, have the transducer tested prior to bringing it back on line.

# We Strive to Engineer Human Influence Out of the Equation

Even the world's best torque tools are subject to human influence. A jerking pull rather than a slower, steady pull can change the wrench output at the fastener. Side loading is another influence on torque tool output.

Side loading is putting pressure on a wrench in any direction other than the 90 degree angle pull that is required. Whether it occurs during usage in the shop or during testing, side loading creates variability and increases errors.

We design all our tools to reduce the effects of side load. But we don't stop there. We surround our transducers with ball bearings to mitigate pressure influences other than the required 90 degree movement during usage or testing. These ball bearings mitigate pressure influences other than the 90 degree movement that is required for accurate testing, calibration, and usage. This innovation virtually eliminates the effects of side load on the measurements.



System 8



Torq-Tronics 2



VeriTorg



# Torque Calibration Systems

Ensuring that the tools used to apply torque and those used for auditing have been properly calibrated and remain in calibration is the foundation of every torque program. "Best practice" for today's programs includes a two-step system of certifying and regularly checking each tool.

The first step in a "Best Practice" system is certifying tools, which would typically require test equipment of the highest accuracy and the use of mechanical loaders. Often the capability of testing a wide range of tools is necessary. The use of multiple sensors with a single test device, such as the System 8 with a mechanical loader, is generally the most cost-effective alternative for certifying tools.

The second step is the regular checking of tools, usually performed by the user of the tool. The tester used for this purpose would require simplicity of operation, ease of use and be readily accessible. Not surprisingly cost and durability are significant factors when purchasing testers for this application. Torq-Tronics and VeriTorg have been designed to meet the needs of this user and the purchasing department.

If you are not sure of the calibration system you need after reviewing the following section, please visit our website at [www.srtorque.com](http://www.srtorque.com) or call us at 1-800-877-1347 or worldwide at +1-847-455-8677.

## TABLE OF CONTENTS

System 8 .....	2
Static Transducers .....	4
Tester Accessories .....	5
Torq-Tronics 2 .....	6
VeriTorg .....	8

How Often Should I Calibrate Torque Tools? .....	10
General Information .....	11
Product Warranties .....	11



# System 8<sup>®</sup>

The ultimate in torque tool calibration.

**Our most accurate digital torque tester with Fail Safe Engineering!**



The SYSTEM 8 Digital Torque Tester is much more than a torque calibration unit that is accurate to +/- .25% of Indicated Value from 10% to 100% of capacity. It is a well-designed system engineered to turn uncertainties into certainties with:

- A wide working range from 2.5 inch oz to 2000 ft. lbs.
- Floating decimal point, 6 digit display is easy to read
- Highly visible display with 6 digit floating decimal point provides superior resolution.
- Fail Safe Engineering over capacity and alert tracking.
- Greater accuracy and durability with simplicity and ease of operation
- Selectable operation modes for testing all but impact tools.

Like all Sturtevant Richmond products, the System 8 meets or exceeds the following standards:

- ASME B107.300 - 2010 Electronic Tester, Hand Torque Tools
- ISO 5393 Rotary tools for threaded fasteners-products test methods.
- ASME B107.4M Driving and Spindle Ends for Portable Hand, Impact, Air, and Electric Tools (Percussion Tools Excluded).
- ISO 1773 Assembly Tools for Bolts and Screws – Driving Squares for Power Socket Wrenches and Hand Socket Wrenches.
- ISO 1774-2 Assembly Tools for Bolts and Screws – Driving Squares for power socket tools

System 8 display has a floating point decimal resolution showing six digits throughout. Combine that with an accuracy of 0.25% (indicated value) from 10% to 100% and System 8 capabilities give you control of your torque testing program.

The new System 8<sup>®</sup> line of Digital Torque Testers is ideal for interim or daily torque testing programs for clicker torque wrenches, camover torque tools, torque screwdrivers, and non-impact power tools.


## System 8<sup>®</sup> Features and Characteristics

- Tests in both clockwise and counterclockwise directions.
- Four modes of operation - Track, Peak, Initial Peak and Power Tool - provide excellent versatility.
- Units of measure include English, Standard International and Metric.
- 999 records that can be downloaded
- Works with Torque Tool Manager 4 for calibration/documentation.
- Red/Green LED indicates whether a measurement is within the target torque value.
- Includes FREE certificate of calibration from our ISO/IEC 17025 Accredited Calibration Laboratory!
- Includes 120-240 VAC to 6 VDC screw on power supply for security during power tool testing.
- Runs on four AA NiMH rechargeable batteries. Batteries sold separately. Quick charge unit is available.
- Includes a rugged protective case for storage and transit.
- Power Tool mode has ten filters and will accurately test all clutch type and pulse tools.

## Ordering Information

Part No.	Model	Description
10600	System 8	System 8 Digital Torque Tester
10601	Transducer	Transducer Switch Module

Includes FREE certification from our ISO/IEC 17025 Accredited calibration laboratory.



# Static Transducers

Sturtevant Richmond is proud of our flexible transducers for the System 8 and our legacy System 4/5/6—with the legendary Sturtevant Richmond quality built in!

Sturtevant Richmond transducers now come in four designs; two flanged designs for those with existing systems that are expanding their line or using an SR Mechanical Loader, a Quick Connect design for use with our 1000 and 2000 pound capacity Mechanical Loaders, and a new “L” design that incorporates its own mounting bracket for rapid horizontal or vertical mounting.



### TT-Series Transducers

- Traditional SR hex flange style
- Can be mounted to ML 250 and ML 600 Mechanical Loaders.
- Can be Mounted to Quad Plate for multiple mounting on ML 250.
- Requires detachable cable P/N 10293. (Except TT 25IO, 1000 and 2000 Series)
- Smaller sizes (up to 400 in. oz. capacity) can be mounted to SSMB, STMB, or UMB brackets.
- Larger sizes (500 ft. lbs. and above) can be mounted on UMB L-bracket.



### TT-QC Series Transducers

- Quick Connect System
- Can be mounted to ML 1000 and ML 2000 Mechanical Loaders.
- Removal of adapter plate permits use with ML 250 (250 ft. lbs. capacity and below).
- Requires detachable cable P/N 10293. (Except TT-QC 25IO, 1000 and 2000 Series)
- TT-QC 1000 and 2000 Series can also be used with ML 1000 and ML 2000 and feature permanently attached cables



### TT-L Series Transducers

- Built-in L-bracket for mounting vertically or horizontally.
- Requires detachable cable P/N 10293.
- Mounting holes drilled for 5/16” bolts, 3.25” on center.

To obtain additional information on these transducers and their use with current and legacy systems, visit. [www.srtorque.com](http://www.srtorque.com)

TT Series		TT-QC Series		TT-L Series		Torque Range				
Part No.	Model	Part No.	Model	Part No.	Model	Drive	in.ozs.	in.lbs.	cNm	kgf.Cm
10009*	TT 25IO	10211*	TT-QC 25IO			.25" Hex Male	2.5-25	0.16-1.6	1.77-17.7	0.18-1.8
10285	TT 10I	10300	TT-QC 10I	10257	TT-L 10I	.25" Hex Male	16-160	1-10	11.3-113	1.15-11.5
Part No.	Model	Part No.	Model	Part No.	Model	Drive	in.lbs.	ft. lbs	Nm	kgf. Cm
10286	TT 50I	10301	TT-QC 50I	10258	TT-L 50I	.25" Hex Male	5-50	.4-4	.56-5.6	5.6-57
10287	TT 100I	10302	TT-QC 100I	10259	TT-L 100I	.375" Hex Male	10-100	.83-8.3	1.13-11.3	11.5-115
10288	TT 300I	10303	TT-QC 300I	10260	TT-L 300I	.375" Hex Male	30-300	2.5-25	3.4-34	34.5-345
10289	TT80	10304	TT-QC 80	10261	TT-L 80	.5" Square Female	96-960	8-80	10.8-108.5	110.6-1106
10290	TT150	10305	TT-QC 150	10262	TT-L 150	.5" Square Female	180-1800	15-150	20.3-203.4	207.4- 2073.8
10291	TT250	10306	TT-QC 250	10263	TT-L 250	.75" Square Female	300-3000	25-250	34-340	345.6-3456.4
Part No.	Model	Part No.	Model	Part No.	Model	Drive	ft. lbs.	Nm	Kgf. M	
10292	TT 600	10307	TT-QC 600	10264	TT-L 600	.75" Square Female	60-600	81.3-813.5	8.3-83	
10026*	TT 1000	10209*	TT-QC 1000			1" Square Female	100-1000	135.6-1355.8	14-138.2	
10027*	TT 2000	10210*	TT-QC 2000			1" Square Female	200-2000	271.2-2712	28-276.5	

\*Cable included. All other transducers require additional cable (P/N 10293).

## Mechanical Loaders & Tester Accessories

A mechanical loader is the perfect accessory to increase the repeatability and productivity of the System 8 or legacy System 4/5/6! The drive system for each loader assures 90 degree load application, reducing operator-induced test error. The loaders' mechanical advantage reduces the operator effort required to attain and sustain torque during the calibration process. The QC Series transducers include adapter plates for use with the ML 1000 and ML 2000 loaders, and make changeover a matter of seconds. SR mechanical loaders meet or exceed requirements for ASME B107.29M Type 1 loaders.

The Quad Plate permits mounting up to four transducers to the ML 250 or ML 600 to facilitate changeover. When coupled with the Transducer Switch Module both mechanical and electrical changeover can be accomplished in seconds!

Part No.	Model	Description
10168	ML 2000	Mechanical Loader, 2000 ft.lb./2710 Nm capacity
10167	ML 1000	Mechanical Loader, 1000 ft.lb./1355 Nm capacity
10431	ML 600	Mechanical Loader, 600 ft.lb./813 Nm capacity
10160	ML 250	Mechanical Loader, 250 ft.lb./338 Nm capacity
10208	Lg. Cart	Roller Cart for ML 1000, 64"W x 30"D x 30"H
10161	Std. Cart	Roller Cart for ML 250, 46"W x 24"D x 46"H
10308	Quad Plate	Rotating plate attaches four -P Transducers to ML 250.
10601	Switch Box	Electrically connects four transducers to System 8
20435	UMB	Universal Mounting Bracket, maximum 2000 ft.lb. capacity

We supply the weights, arms, wheels, and levers for the top calibration professionals. To know uncertainty budget, we can provide you weights corrected for your specific gravity. For more information see our website, the Newton Metre channel on YouTube, or worldwide please call: +1-847-455-8677 to schedule your free consultation.



## Rundown Fixtures

Rundown fixtures are designed to assist in testing the output of pulse, stall and clutch power tools. This is accomplished by allowing the tool to achieve rotational speed prior to torque measurement. The rundown fixtures all come with the components to emulate either a hard or medium joint, thus assuring greater test accuracy.

Rundown fixtures may be used with the System 8, Torq-Tronics 2 or our legacy System 4/5/6 and Torq-Tronics series testers.

Part No.	Model	Description
10349	RDF 1 Nm	Rundown Fixture, 1 Nm/10 in.lb. capacity, .25" F Hex
10350	RDF 3 Nm	Rundown Fixture, 3 Nm/25 in.lb. capacity, .25" F Hex
10351	RDF 6 Nm	Rundown Fixture, 6 Nm/50 in.lb. capacity, .25" F Hex
10352	RDF 17 Nm	Rundown Fixture, 17 Nm/150 in.lb. capacity, .375" F Hex
10353	RDF 34 Nm	Rundown Fixture, 34 Nm/300 in.lb. capacity, .375" F Hex
10354	RDF 34 Nm	Rundown Fixture, 34 Nm/300 in.lb. capacity, .5" M Square
10355	RDF 68 Nm	Rundown Fixture, 68 Nm/600 in.lb. capacity, .5" M Square
10356	RDF 109 Nm	Rundown Fixture, 109 Nm/960 in.lb. capacity, .5" M Square
10357	RDF 204 Nm	Rundown Fixture, 204 Nm/1800 in.lb. capacity, .5" M Square
10358	RDF 339 Nm	Rundown Fixture, 339 Nm/3000 in.lb. capacity, .75" M Square
10295	RDF 250	Rundown Fixture, 250 ft.lb. capacity, .75" M Square

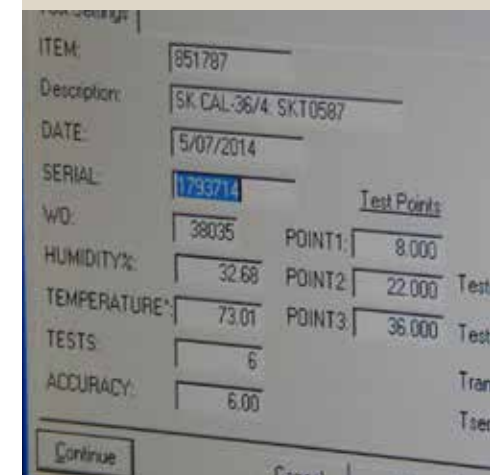
## Torque Tool Manager Software 4.0

Torque Tool Manager 4.0 (TTM 4.0) is calibration and certification software specifically engineered to work with our System 8, Torq-Tronics 2 or your legacy System 4/5, System 6, or Torq-Tronics Digital Torque Testers!

TTM 4.0 software will fulfill your TS 16949 and ISO calibration requirements far more cost-effectively than manual record keeping systems!

- Choose from standard calibration routines or customize your own to assure proper test procedures and accuracy - every time! TTM is flexible; it accommodates the full range of manual and power torque tools.
- TTM 4.0 error-proofs calibration procedures and virtually eliminates retesting due to operator error! TTM 4.0 downloads the proper test protocol to your SR tester and sets the tester up for the tool. It will only accept results that are in line with the test protocol, so errors resulting from failure to follow the programmed procedure are automatically rejected.
- TTM 4.0 keeps records for each tool, including calibration date, serial number, tester and transducer serial numbers, operator, "As Found" and "As Left" test results, NIST traceability numbers, and all other data required for ISO and QS compliance!

Contact customer service via email at [customerservice@srtorque.com](mailto:customerservice@srtorque.com)





## Torq-Tronics 2<sup>®</sup> Digital Tester Series

The new Torq-Tronics 2 with Fail Safe Engineering takes your quality to a new level.

Accuracy of 0.5% (indicated value) from 10% to 100% of capacity and Torq-Tronics 2 capabilities provide greater control of your torque testing program.

The new Torq-Tronics 2<sup>®</sup> line of Digital Torque Testers is ideal for interim or daily torque testing programs for clicker torque wrenches, camover torque tools, torque screwdrivers, and non-impact power tools.


- Greater accuracy and durability with simplicity and ease of operation
- Highly visible display in any lighting
- 6 digit floating decimal point for superior resolution

Like all Sturtevant Richmond products, Torq-Tronics 2 meets or exceeds the following International and American standards:

- ASME B107.300 - 2010 Electronic Tester, Hand Torque Tools
- ISO 5393 Rotary tools for threaded fasteners- Performance test methods.
- ASME B107.4M Driving and Spindle Ends for Portable Hand, Impact, Air, and Electric Tools (Percussion Tools Excluded).
- ISO 1773 Assembly Tools for Bolts and Screws – Driving Squares for Power Socket Wrenches and Hand Socket Wrenches.
- ISO 1774-2 Assembly Tools for Bolts and Screws – Driving Squares for power socket tools



Includes FREE certification from our ISO/IEC 17025 Accredited calibration laboratory.



### Torq-Tronics 2<sup>®</sup> Features and Characteristics

- Accuracy of +/- .5% of Indicated Value from 10% to 100% of rated capacity. Meets or exceeds requirements of ASME B107.300-2010.
- Tests in both clockwise and counterclockwise directions.
- Four modes of operation - Track, Peak, Initial Peak and Power Tool.
- Units of measure include English, Standard International and metric.
- Units of 300 inch-pound (34 Nm) capacity and below are optimized for bench mounting; larger units may be mounted vertically or horizontally for better safety and efficiency.
- With only 8 buttons Torq-Tronics 2<sup>®</sup> is amazingly simple to operate!
- Memory stores up to 999 records that can be downloaded to Hyper-Terminal or terminal type program or serial logger program included on the USB stick to create testing reports and data storage.
- Four line vacuum florescent display (VFD) is easy to read.
- Red/Green LED indicates whether a measurement is within the target torque value.
- Built with Fail Safe Engineering.
- Includes 120-240 VAC to 6 VDC screw on power supply for security during power tool testing.
- Runs on four AA NiMH rechargeable batteries. Batteries sold separately. Quick charge unit is available.
- Includes a rugged protective case for storage and transit.
- Power Tool mode has ten filters and will accurately test all clutch type and pulse tools.

### Ordering Information

Part No.	Model	Description	Drive
10691	Torq-Tronics 2 10I	Digital Torque Tester 1 Nm / 10 in.lb	1/4" M Hex
10692	Torq-Tronics 2 50I	Digital Torque Tester 6 Nm / 50 in.lb	1/4" M Hex
10693	Torq-Tronics 2 100I	Digital Torque Tester 12 Nm / 100 in.lb	3/8" M Hex
10694	Torq-Tronics 2 300I	Digital Torque Tester 34 Nm / 300 in.lb	3/8" M Hex
10695*	Torq-Tronics 2 80	Digital Torque Tester 109Nm / 80 ft.lb	1/2" F Sq.
10696*	Torq-Tronics 2 150	Digital Torque Tester 201 Nm / 150 ft.lb	1/2" F Sq.
10697**	Torq-Tronics 2 250	Digital Torque Tester 339 Nm / 250 ft.lb	3/4" F Sq.
10698**	Torq-Tronics 2 600	Digital Torque Tester 814 Nm / 600 ft.lb	3/4" F Sq.

\*Comes with .375" or 3/8 inch adapter at no additional charge. - Part number 870777

\*\* Comes with .5" or 1/2 inch adapter at no additional charge. - Part number 870778

### Options and Accessories

Part No.	Model	Description
870776	Adapter, .25" F	Adapter, .25" Female Square to .375" Male Square
870777	Adapter, .375 F	Adapter, .375" Female Square to .5" Male Square
870778	Adapter, .5" F	Adapter, .5" Female Square to .75" Male Square
816261	4 AA NiMH Batteries	4-pack, AA 2300 mAH rechargeable NiMH batteries
21259	Battery Quick Charge Unit	AC powered external battery charging unit. Includes 4-pack of AA 2300 mAH rechargeable NiMH batteries
10599	TTM 4.0	Torque Tool Manager Software
10230	Bracket, Single	Single Stand, holds one Torq-Tronics upright
10231	Bracket, Dual	Dual Stand, holds two Torq-Tronics units upright

See page 5 for Rundown fixtures for power tool testing.





# VeriTorg®

## Digital Tester Series

VeriTorg® brings accurate torque wrench testing to the "That can save me money!" level - for companies large and small!

VeriTorg® is a ± 1% I.V. digital torque wrench tester suitable for calibrating all clicker and camover-type torque wrenches, and torque screwdrivers as well. It can also test beam, dial, and digital torque wrenches!

If you have 10 or more torque wrenches that you send out for calibration - whether to the manufacturer or an independent laboratory - you can now bring those calibrations in-house and turn expense to profit! VeriTorg® is so simple to use and so affordable that it can even be put at the assembly line for use at the start of each shift.

How simple? Perhaps 15 minutes to install. Maybe another 15 minutes to learn to use. You could have your first two torque wrenches calibrated within an hour of opening the box!


And talk about return on investment! If you have as few as 10 torque wrenches that you calibrate twice a year, and you spend \$75.00 per tool per calibration (including shipping both ways), your VeriTorg® may pay for itself in less than a year.

It's time to increase your profits and reduce your overhead!



Accurate torque wrench testing at a very affordable price!

Includes FREE certification from our ISO/IEC 17025 Accredited calibration laboratory.



### Features

- Three modes of operation: Track, Peak, and Clicker (Initial Peak).
- Clockwise and counter-clockwise test capability.
- +/- 1% Indicated Value Accuracy from 10% to 100% of capacity.
- Units of measure include English, Standard International, and metric.
- Integral "L" bracket for horizontal or vertical mounting.
- Electronics Module rotates in two planes.
- Large LCD displays settings and values.
- Serial port for immediate or batch data transfer.
- Four button control panel.
- Meets or exceeds ASME B 107.29M.
- FREE ISO/IEC 17025 long-form certification!
- Made in USA by ISO 9001 manufacturer!
- Rugged protective case and power supply included.

### Benefits

- Allows daily checking of tools and instant resolution in event of a question.
- Savings in calibration fees can pay for tester in less than a year.
- Reduces downtime and saves money by eliminating unneeded calibrations.
- Perfect for testing clicker and camover torque wrenches and torque screwdrivers.
- Serial output for use with terminal program.
- Large LCD and rotating Electronics Module make it easy to read regardless of wrench length or technician height.
- Multiple Units of Measure to accommodate a wide range of tools.
- Very easily programmed via the four buttons on the Electronics Module.



# VeriTorg®

## Digital Torque Tester

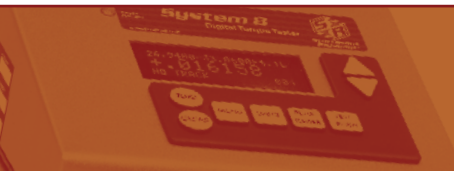
Part No.	Model	Drive Size
10363	VeriTorg® 6 Nm/50 in.lbs.- 120 VAC	.25" Male Hex
10364	VeriTorg® 12 Nm/100 in.lbs.- 120 VAC	.375" Male Hex
10365	VeriTorg® 34 Nm/300 in.lbs.- 120 VAC	.375" Male Hex
10366	VeriTorg® 109 Nm/80 ft.lbs.- 120 VAC	.5" Female Square*
10367	VeriTorg® 201 Nm/150 ft.lbs.- 120 VAC	.5" Female Square*
10368	VeriTorg® 339 Nm/250 ft.lbs.- 120 VAC	.5" Female Square*
10369	VeriTorg® 814 Nm/600 ft.lbs.- 120 VAC	.75" Female Square**
10372	VeriTorg® 6 Nm/50 in.lbs.- 240 VAC	.25" Male Hex
10373	VeriTorg® 12 Nm/100 in.lbs.- 240 VAC	.375" Male Hex
10374	VeriTorg® 34 Nm/300 in.lbs.- 240 VAC	.375" Male Hex
10375	VeriTorg® 109 Nm/80 ft.lbs.- 240 VAC	.5" Female Square*
10376	VeriTorg® 201 Nm/150 ft.lbs.- 240 VAC	.5" Female Square*
10377	VeriTorg® 339 Nm/250 ft.lbs.- 240 VAC	.5" Female Square*
10378	VeriTorg® 814 Nm/600 ft.lbs.- 240 VAC	.75" Female Square**

### All VeriTorg® Digital Torque Testers Include:

- 120 VAC or 240 VAC to 6 VDC Converter
- Custom Plastic Carrying/ Shipping Case
- Serial Cable
- Quick Start Instructions
- 1-Year Warranty on Electronics
- Includes FREE certification from our ISO/IEC 17025 Accredited calibration laboratory.

\* Includes .5" M Square to .375" F Square Adapter.

\*\* Includes .75" M Square to .5" F Square and .5" M Square to .375" F Square adapters.



# How often should I calibrate torque tools?

Finally—an answer that works!

## The Problem

You run a tight operation. There is no room for error. Your torque wrenches are all marked with date of last and next calibration, who did the work, certificate number, wrench output. You log the calibration history for each and every wrench.

Wrenches are also marked with the workstation number and the specific job to which they are assigned.

That covers everything right?

Almost. A wrench that was recently calibrated may have 6 months before it sees the calibration lab again.

When that wrench is sent for calibration, one of two things will happen: and both of them are bad.

1. You find out that the wrench is in calibration and is working fine. You also learn that you've just spent \$100 to learn that you didn't need to spend \$100.
2. You learn that the wrench is in need of calibration. That isn't the bad part.

What you didn't learn that is the real challenge. You didn't learn when the wrench went out of calibration. Or more importantly, why it was no longer performing as expected.

Was the tool accidentally dropped?

Was it thrown across the room? Was it poorly built? Was it close to the life cycle expectation? You don't know. The calibration process only gives you "As Found" and "As Left." It does not give you why, how, or when.

Now comes the job of tracing and finding the work that was done by that wrench to see what conforms and what doesn't.

If you don't find the mistakes that came as a result of an out of calibration torque wrench, don't worry, your customers will find them for you.

Wouldn't you rather prevent the budget headache that comes with tracing work that wasn't done to spec?

## The Solution: Torque Tool Daily Verification

Now you know a wrench is out of spec BEFORE a shift, so it doesn't go out on the floor until it has been calibrated. And, when it does go out of spec you know the calibration interval, who uses the wrench and the rest of the information you need, so you can perform a root cause analysis of the problem. Is it the tools? Is it the user? Is it a training issue? Is it a performance issue? You won't know until you set up your own

daily verification program.

Daily verification of all torque tools is a widely acknowledged best practice if you do it properly.

For your daily verification program covering those tools with +/- 2% accuracy we suggest the Torq-Tronics 2 digital torque verification and calibration unit. For the price of a verification unit you can verify all your torque tools with the exception of digital torque wrenches. Impact tools are never used on a Torq-Tronics 2.

For daily testing of digital torque wrenches we recommend the System 8 because it has +/- .25% accuracy.

By the way, if you are going to run your own torque tool verification program, please avoid THE most common torque verification and testing mistake in the world – not exercising the wrenches at least 3 times prior to verification. See our video series on all the torque testing mistakes on the Newton Metre channel on YouTube.

For more help in setting up your daily torque tool testing program contact your Sturtevant Richmond sales professional.

# SR Product Warranties

## Warranty

Sturtevant Richmond Division of Ryeson Corporation warrants all products in this catalog against defective material and workmanship for the periods given in the table. Upon inspection, Sturtevant Richmond shall have the option to repair or replace the defective product and such repair or replacement, free of charge, shall be the Customer's sole and exclusive remedy. Sturtevant Richmond Division of Ryeson Corporation furnishes this limited warranty in lieu of all other warranties, express or implied, including warranties of merchantability and fitness for a particular purpose. Any and all warranties shall be void as to products damaged or rendered unserviceable while in the custody of the customer or third parties. This includes but is not limited to negligence, misuse, modification, repair or alteration of the product.

**Please note: Use only NiMH 1.25 volt rechargeable batteries in your test instruments. Using 1.5 volt alkaline disposable batteries will damage your test instrument or create inaccurate readings, damage your torque testing/calibration instrument and VOID your warranty.**

## Product Family Warranty Duration

(from date of purchase)

Torque Transducers	1 year
Torque Testers	1 year
Mechanical Loading Systems	5 years
Calibration Arms	5 years
Load Platforms, Weights	5 years
Software	90 days
All other products	1 year

## Liability

Sturtevant Richmond Division of Ryeson Corporation shall not be liable for any damages, incidental, consequential, or otherwise, or commercial loss from any causes, nor for personal injury or property damage. Sturtevant Richmond Division of Ryeson Corporation's liability is limited to the repair or replacement of defective

material or workmanship of the product.

## Factory Repair & Calibration

Torque wrenches, torque screwdrivers, torque testers – all are precision measurement instruments. You rely on each to assure the quality of your products, which means that tool and tester uptime and calibration are critical to your business.

We offer our customers factory-quality repair using original SR parts, and calibration in our ISO/IEC 17025 Accredited Laboratory. There is no better level of repair available anywhere, and you can rely on our calibration process to assure you are working with accurate tools and testers.

Contact us by phone, fax, or e-mail to discuss your repair and calibration needs for all SR products.

World wide: +1 847-455-8677  
In US only, toll-free: 800-877-1347  
Fax: 847-455-0347  
email: customerservice@srtorque.com

# General Information

## Certification

All SR torque testers, torque wrenches (except dial wrenches and preset tools) and torque screwdrivers are certified in our ISO/IEC 17025:2005 A2LA accredited laboratories. Below is a flow chart depicting SR traceability to the National Institute of Standards and Testing (N.I.S.T.) which has reciprocity with all major standards bodies.

## Specifications and Dimensions

All specifications and dimensions contained in this catalog are subject to change without notice. Please contact the factory for the latest information.

## Safety

The following precautions should always be taken when using any hand tool to avoid possible injury:

- Safety glasses or goggles should be worn at all times when using any hand tool.

- Be sure wrench or socket is properly seated on the nut prior to applying torque.
- A "cheater bar" should never be used on a torque wrench to apply excess leverage.
- Firm footing and proper position are both extremely important when applying torque.

For extensive information on the safe use of hand tools and for safety programs visit [www.hti.org](http://www.hti.org).

## Organizations

SR is a member of ISA the Industrial Supply Association and HTI the Hand Tool Institute.





**For more information on this or other  
Sturtevant Richmond products, please contact:**

***www.srtorque.com***



***Sturtevant  
Richmont***

Division of Ryeson Corporation  
555 Kimberly Drive  
Carol Stream, IL 60188

Worldwide Direct: +1-847-455-8677  
US Only Toll-Free: 1-800-877-1347  
Fax: 1-847-455-0347  
customerservice@srtorque.com  
LIT-193 Form No. C150202

**Learn more about all our  
Digital Torque Testers and  
Calibration Equipment**

