

ESTIC



JP : www.estic.co.jp
EN : www.estic-global.com
CN : www.cn.estic-global.com

 www.linkedin.com/company/estic-corporation

 www.youtube.com/user/EsticCorporation

Handy 2000 Series
GENERAL CATALOG vol.2

ESTIC



Fastening Solutions

ESTIC is a highly acclaimed provider of state-of-the-art nutrunner systems for the automotive and aircraft industries and beyond. The name, ESTIC, reflects our commitment to creating electric servo technology that delivers exceptional performance. As part of this, our mission is to provide top-quality, reliable fastening solutions for all types of torque tightening needs. ESTIC developed its first electric handheld nutrunner for commercial use almost twenty years ago and has been evolving ever since. Today, the manufacturing industries we serve are undergoing major changes, as indicated by current trends in IoT and Industry 4.0. To adapt to these new challenges and to continue meeting our customers' demands, we promise to deliver products and services that always exceed expectations, while building an ever-stronger bond with our customers through the ESTIC brand.



Handy 2000 Series

The ESTIC Group is a pioneer in pulse fastening technology and a global leader in innovation for the fastening industry. At ESTIC, we strive for the ultimate level of user-friendliness by meeting our clients' demands for products that are light, fast, and easy to use. Here, in our Handy 2000 Series of electric handheld nutrunners, we offer the perfect expression of this ambition in what is ESTIC's foremost brand.



Direct

to P.05 – 06

Pulse

to P.07 – 08



Cordless

to P.09



Micro

to P.10

Index

Introduction

- 01 – 02 / Fastening Solutions
- 03 – 04 / Handy 2000 Series

Fastening Technology

- 05 – 06 / Direct Technology
- 07 – 08 / Pulse Technology
- 09 / Cordless Technology
- 10 / Micro Technology

Data Management Technology

- 11 – 12 / Control Station
- 13 – 14 / Communication Technology

Solutions

- 15 – 16 / Smart Arm Solution
- 17 – 18 / Applications and Solutions
- 19 / Custom-made Solutions

Specification Table

- 21 – 22 / Torque Range Quick Reference Chart
- 23 – 26 / Tool List
- 27 / Controller Specifications
- 28 / Controller Models and Options
- 29 – 30 / Controller Port Description
- 31 – 34 / Accessory List
- 35 – 37 / Tracer Arm Specifications

Robot Technology

- 38 / ESTIC Robot System

Company Profile

- 39 – 40 / Global Network
- 41 / Service and Support System
- 42 / Company Profile

Direct Technology

1N·m-600N·m

Whether for engines, transmissions, or EV batteries, our high-speed, high-precision direct fastening technology provides reliable traceability and steadfast support for those critical parts and components that demand optimal accuracy and repeatability. Combine with a tracer arm for a user-friendly fastening setup with no reaction force. Use a direct-only tool to execute high-torque fastening where pulse technology cannot be used.

ISO
5393

Traceability

The fastening performance of the nutrunner is evaluated with inspection equipment that complies with the international standard ISO5393 and an inspection report is issued with each tool.

ISO
9001

High-level Quality Control

Handy 2000 Series are manufactured according to ISO9001 and supplied and serviced with the international standard level.

A/D
CONVERSION

High-speed Sampling and Response

The torque and angle readings are monitored every 1/2000 second to control the target values.

Pistol Tools



1N·m-120N·m Torque Range

Right Angle Tools



4N·m-600N·m Torque Range

Straight Tools



1N·m-420N·m Torque Range

Pulse Technology



ESTIC PULSE

Patented in Japan, USA and China



Pulse Fastening

By tightening using intermittent impact force like hitting with a hammer, users receive little reaction force.

Direct Fastening

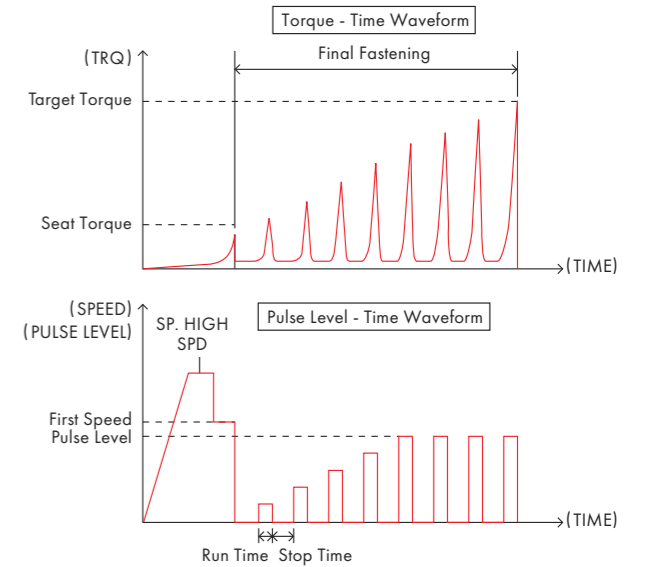
Tightening by continuous motion, users receive a large reaction force.

Eliminate Torque Reaction Devices

Thanks to ESTIC's patented motor control system, our pulse fastening technology has achieved an unprecedented reduction in reaction forces. Torque data is continuously processed every 1/2000 of a second to control the overall fastening strength and ensure safe and highly accurate tightening with minimal reaction force. What's more, the tool's ergonomic design and advanced pulse fastening technology allow for single-handed operation in certain situations, dramatically reducing the strain placed on the operator.

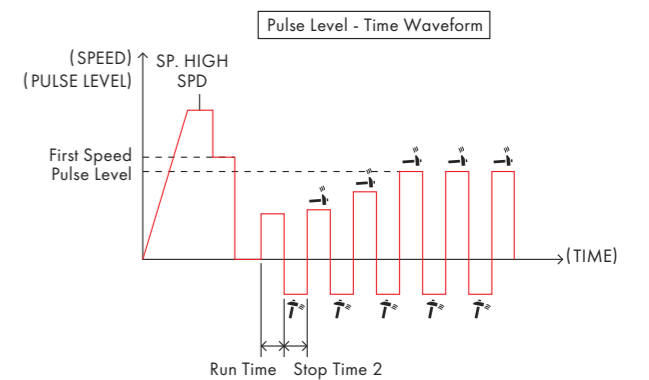
HS High Speed

ESTIC PULSE HS has been outfitted with a proprietary motor control mechanism to achieve accelerated pulse operations. This dedicated high-speed pulse fastening model comes equipped with both a high-speed 200V AC boost mode and a dramatically-improved 100V AC standard fastening mode to deliver the exact speed and torque you require.

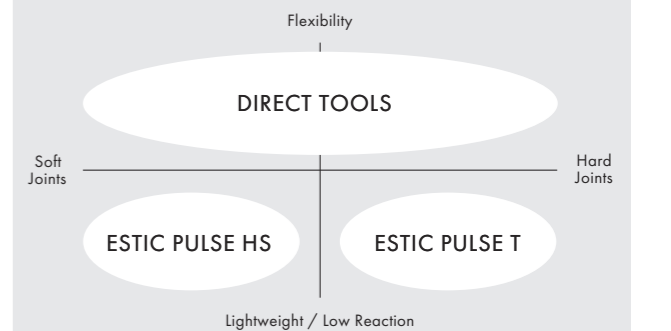


T For Hard Joints

Incorporating the latest technology, ESTIC PULSE T is fitted with an original hammer mechanism that allows torque control by adjusting the hammer's impact strength. This model achieves unprecedented usability with a lighter and smaller body and a dramatic reduction in reaction forces through our signature pulse technology.



Positioning Map






Cordless



Technology

Exceptional Quality and Ease of Use

ESTIC is committed to improving both the quality and ease of the bolt fastening process. Thanks to ESTIC's cordless technology, one can achieve the same degree of fastening precision as corded systems, all while remaining mobile. Eliminate troublesome cables when fastening hard-to-reach parts around a vehicle's wheels or when tightening interior components such as seat belts. Of course, our high-speed pulse fastening technology is included in the cordless product line. Let our cordless technology revolutionize your production processes.

- Features**
-  Wireless Communication
 -  Lightweight
 -  ESTIC PULSE Models Available










Micro



Technology

Minimum Torque 0.1N·m

An ever-growing number of small screws are being used to fasten electronic components in the automotive, aircraft, and aerospace industries. For critical security parts such as sensors, cables, and airbags, traceability is essential, even at low torque. Handy 2000 Micro, the latest model in our Handy 2000 Series, meets this demand with torque rates down to 0.1N·m.

- Features**
-  ESD Safe
- Detectable Fastening Errors**
-  Cross-thread
 -  Missing Screw
 -  Jammed Parts
 -  Floating Screw
 -  Damaged Thread
 -  Unfastened
 -  Missing Parts
 -  Broken Screw

Control Station

The Handy 2000 Series Controller is a control station that provides powerful assembly support. It controls not only the tool itself but also various accessories while communicating with the host network. Experience the pinnacle of productivity, quality and user-friendliness.

Tool Control

This ensures the connected tool is functioning correctly and delivering precision fastening.

Accessory Control

Improve the productivity of production processes by connecting various useful accessories.

- / Socket Tray
- / NET I/O
- / Signal Tower
- / Barcode Reader
- / Touch Panel Display
- / Serial Printer

Communication Control with Host Network

Simple and seamless integration with the main production system.

- / Industrial Ethernet
- / Fieldbus
- / Open Protocol
- / Other Protocols



Handy 2000 Lite plus

This is the entry level model for the Handy 2000 Series. The display panel comes equipped with large 7-segment LEDs for improved visibility, and green and red color-coded judgement indicators to clearly inform the operator if all is okay (green) or something is not within specifications (red).



Handy 2000 Touch

This advanced model improves upon the performance of the Light plus with increased storage capacity and the addition of a touch panel for intuitive operation. The operator can also easily enter or change precise settings and values from the face of the controller.



Handy 2000 Cordless

A dedicated interface unit for cordless tools; this model features EWT wireless transmission technology, which complies with the international standards set forth under IEEE 802.15.4. Tools can be set up quickly and easily through infrared communication.

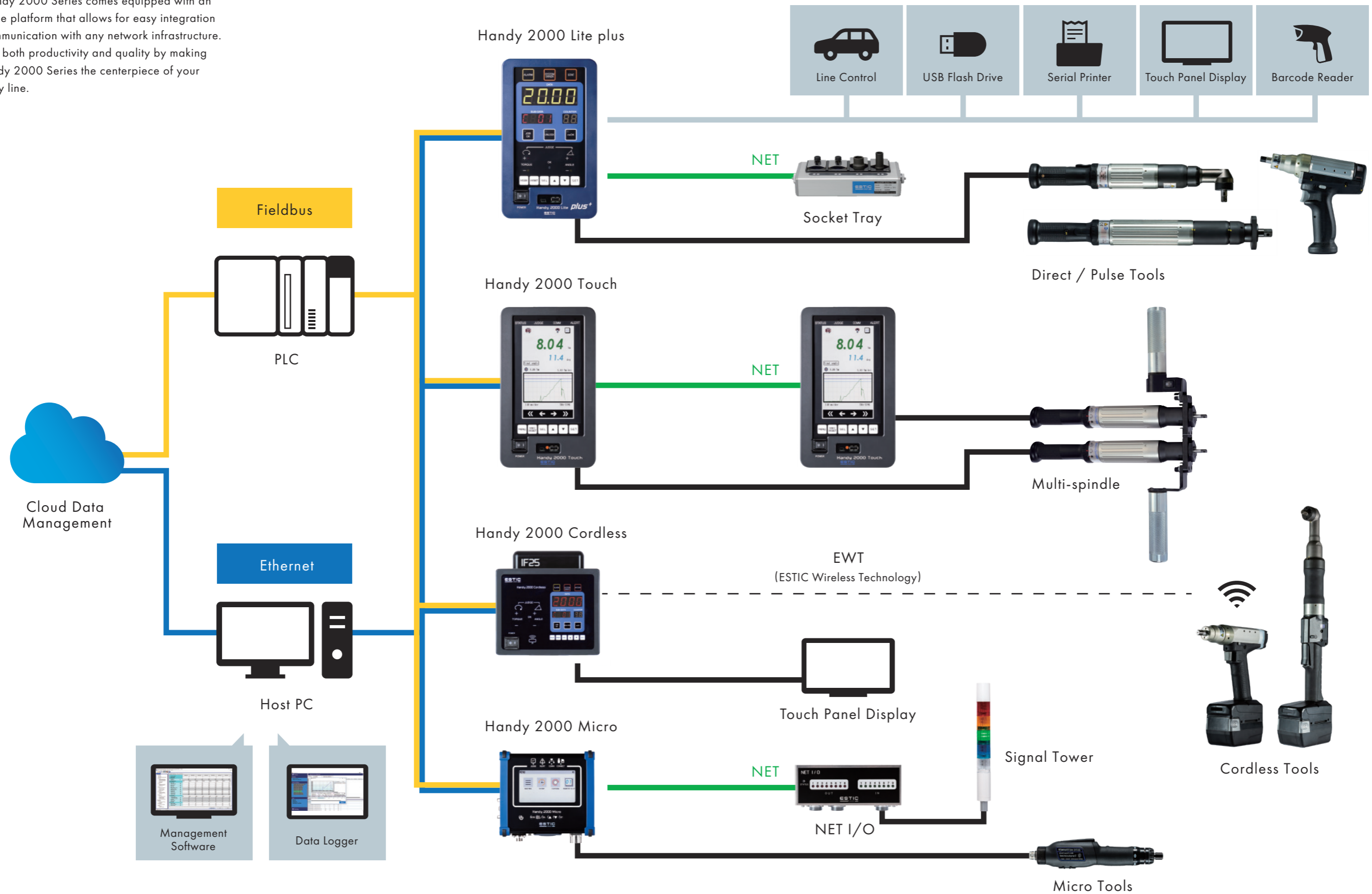


Handy 2000 Micro

A dedicated controller for micro tools; the 4.3-inch color touch panel features a compact design with all of the network functionality of our other controller models. Top of the line in its industry, this model achieves exceptional performance and easy operation in a compact packaging.

Communication Technology

Our Handy 2000 Series comes equipped with an all-in-one platform that allows for easy integration and communication with any network infrastructure. Improve both productivity and quality by making the Handy 2000 Series the centerpiece of your assembly line.



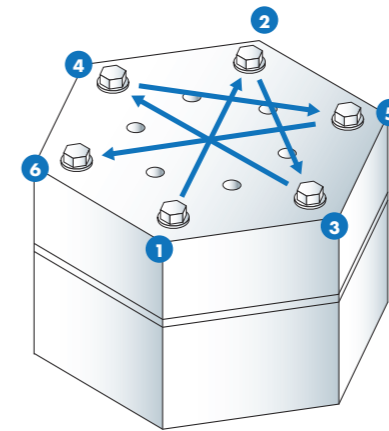


Tracer Arm

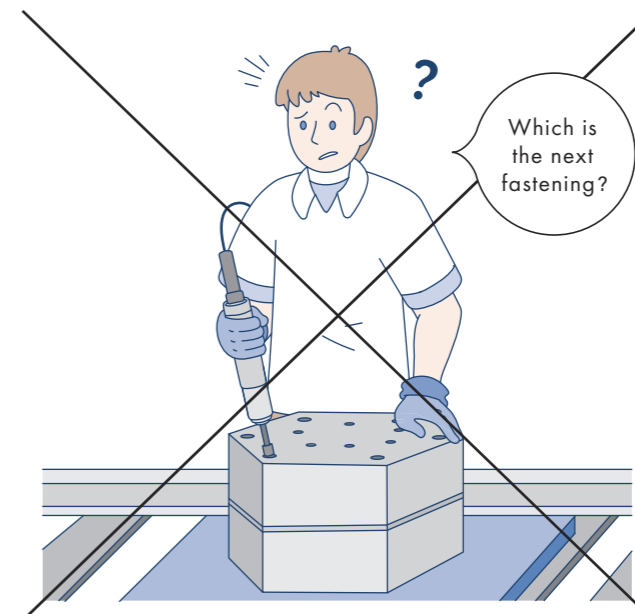
Smart Arm Solution

ESTIC's smart support arm not only cancels out reaction forces during fastening but also provides guidance on the positioning and order of fastening. Thanks to the support arm's smart functionality, you will never have to worry about untightened screws and bolts, or the fastening order and position again.

Fastening Sequence

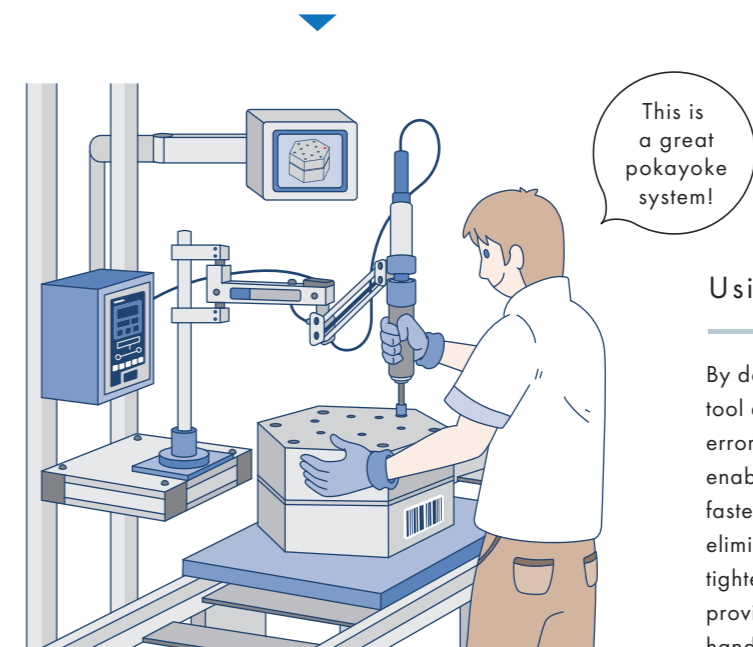


- STEP** _____
- #01** CH1 Pretightening with 21 N·m at 6 locations
START 1 ▶ 2 ▶ 3 ▶ 4 ▶ 5 ▶ 6 **END**
- #02** CH2 Loosening with 90 degrees at 6 locations
START 1 ▶ 2 ▶ 3 ▶ 4 ▶ 5 ▶ 6 **END**
- #03** CH3 Final tightening with 49 N·m at 6 locations
START 1 ▶ 2 ▶ 3 ▶ 4 ▶ 5 ▶ 6 **END**



Without a Tracer Arm

When fastening, operator errors such as incomplete fastening, fastening the incorrect position, or fastening in the incorrect sequence can occur. And tool maneuverability may be difficult, causing operator tool handling concerns.



Using a Tracer Arm

By detecting the location of the tool at all times, our Tracer Arm error proofing system (pokayoke) enables total control over the fastening sequence and eliminates the possibility of tightening mistakes. This provides better operator tool handling and ergonomics.

Direct / Pulse Technology



Engine Assembly

- Intake Manifold -
- Exhaust Manifold -

Suspension Assembly


- Front Suspension Arm -
- Rear Suspension Arm -

Electric Power Steering Assembly

Tire Mounting



Micro Technology



Transaxle Assembly

Battery Assembly

Power Control Unit Assembly

Harness Mounting



Steering Mounting



Seat Belt Mounting



Seat Mounting

Cordless Technology

Applications and Solutions

In the automotive industry, the tools we select for our assembly operations have a dramatic impact on overall productivity and quality. With ESTIC, you can flexibly choose from an extensive array of cordless and corded models that cover a wide range of torque values and tool configurations such as pistol, right angle and straight. All of our tools are able to link up with any of ESTIC's control stations; thereby, ensuring reliable traceability and safe storage of all relevant fastening data.



Open End



Crowfoot Gear



Flush Socket



Closed End



Multiplier Unit (400N·m)



Reaction Bar Unit



Trombone



Multi-spindle



Multiplier Unit (1300N·m)

Specification Table

21 - 22 / Torque Range Quick Reference Chart

23 - 26 / Tool List

27 / Controller Specifications

28 / Controller Models and Options

29 - 30 / Controller Port Description

31 - 34 / Accessory List

35 - 37 / Tracer Arm Specifications

Torque Range Quick Reference Chart

Handy 2000 Lite plus
Handy 2000 Touch



DIRECT TOOLS

Type	Model	Torque Range		Pulse Drive	Torque Range															
		N·m	ft·lb		0	10	20	30	40	50	60	70	80	90	100	200	300	400	500	600
Right Angle	EH2-R1020-A	4-20	3.0-14.8	✓	[Torque Range Chart]															
	EH2-R1030-A	6-30	4.4-22.1	✓	[Torque Range Chart]															
	EH2-R2050-A	10-50	7.4-36.9	✓	[Torque Range Chart]															
	EH2-R2080-A	16-80	11.8-59.0	✓	[Torque Range Chart]															
	EH2-R2120-A	24-120	17.7-88.5	✓	[Torque Range Chart]															
	EH2-R2180-A	36-180	26.6-132.8	✓	[Torque Range Chart]															
	EH2-R3270-A	54-270	39.8-199.1	✓	[Torque Range Chart]															
	EH2-R3370-A	74-370	54.6-273.0	✓	[Torque Range Chart]															
	EH2-R3450-A	90-450	66.4-331.9	✓	[Torque Range Chart]															
Straight	EH2-R3600-A	120-600	88.5-442.5	✓	[Torque Range Chart]															
	EH2-R0005-SL/SP/SC	1-5	0.7-3.7	✓	[Torque Range Chart]															
	EH2-R0010-SL/SP/SC	2-10	1.5-7.4	✓	[Torque Range Chart]															
	EH2-R1016-S	3.2-16	2.4-11.8	✓	[Torque Range Chart]															
	EH2-R1020-S	4-20	3.0-14.8	✓	[Torque Range Chart]															
	EH2-R2035-S	7-35	5.2-25.8	✓	[Torque Range Chart]															
	EH2-R2055-S	11-55	8.1-40.6	✓	[Torque Range Chart]															
	EH2-R2085-S	17-85	12.5-62.7	✓	[Torque Range Chart]															
	EH2-R2120-S	24-120	17.7-88.5	✓	[Torque Range Chart]															
	EH2-R2025-SL	5-25	3.7-18.4	✓	[Torque Range Chart]															
	EH2-R3050-SC	10-50	7.4-36.9	✓	[Torque Range Chart]															
	EH2-R3080-SC	16-80	11.8-59.0	✓	[Torque Range Chart]															
Pistol	EH2-R3200-S	40-200	29.5-147.5	✓	[Torque Range Chart]															
	EH2-R3260-S	52-260	38.4-191.8	✓	[Torque Range Chart]															
	EH2-R3320-S	64-320	47.2-236.0	✓	[Torque Range Chart]															
	EH2-R3420-S	84-420	62.0-309.8	✓	[Torque Range Chart]															
	EH2-R0005-P	1-5	0.7-3.7	✓	[Torque Range Chart]															
	EH2-R0010-P	2-10	1.5-7.4	✓	[Torque Range Chart]															
	EH2-R1016-P/PH	3.2-16	2.4-11.8	✓	[Torque Range Chart]															

* Depending on the torque band, a torque reaction device may be required.

PULSE TOOLS [ESTIC PULSE HS] High Speed

Type	Model	Torque Range		Torque Range															
		N·m	ft·lb	0	10	20	30	40	50	60	70	80	90	100	200	300	400	500	600
Right Angle	EH2-H0020-A	4-20	3.0-14.8	[Torque Range Chart]															
	EH2-H1070-A	14-70	10.3-51.6	[Torque Range Chart]															
	EH2-H2100-A	20-100	14.8-73.8	[Torque Range Chart]															
	EH2-H2140-A	28-140	20.7-103.3	[Torque Range Chart]															
Pistol	EH2-H0015-P	3-15	2.2-11.1	[Torque Range Chart]															
	EH2-H1030-P	6-30	4.4-22.1	[Torque Range Chart]															
	EH2-S1050-P	10-50	7.4-36.9	[Torque Range Chart]															

PULSE TOOLS [ESTIC PULSE T] For Hard Joints

Type	Model	Torque Range		Torque Range															
		N·m	ft·lb	0	10	20	30	40	50	60	70	80	90	100	200	300	400	500	600
Right Angle	EH2-T0040-A	8-40	5.9-29.5	[Torque Range Chart]															
Pistol	EH2-T0050-P	10-50	7.4-36.9	[Torque Range Chart]															
	EH2-T0070-P	14-70	10.3-51.6	[Torque Range Chart]															

Legend: DIRECT & PULSE (Grey), DIRECT Only (Yellow), PULSE Only (Blue), Recommended Use Range (Orange)

Handy 2000 Cordless



DIRECT TOOLS

Type	Model	Torque Range		Pulse Drive	Torque Range															
		N·m	ft·lb		0	10	20	30	40	50	60	70	80	90	100	110	120	130	140	150
Right Angle	EHC-R1030-AZ3	6-30	4.4-22.1	✓	[Torque Range Chart]															
	EHC-R1050-AZ3	10-50	7.4-36.9	✓	[Torque Range Chart]															
	EHC-R1065-AZ3	13-65	9.6-47.9	✓	[Torque Range Chart]															
	EHC-R1090-AZ3	18-90	13.3-66.4	✓	[Torque Range Chart]															
Pistol	EHC-R0005-PZ3	1-5	0.7-3.7	✓	[Torque Range Chart]															
	EHC-R0008-PZ3	1.6-8	1.2-5.9	✓	[Torque Range Chart]															
	EHC-R0012-PZ3	2.4-12	1.8-8.9	✓	[Torque Range Chart]															

* Depending on the torque band, a torque reaction device may be required.

PULSE TOOLS [ESTIC PULSE HS] High Speed

Type	Model	Torque Range		Torque Range															
		N·m	ft·lb	0	10	20	30	40	50	60	70	80	90	100	110	120	130	140	150
Pistol	EHC-L0026-PZ3	5.2-26	3.8-19.2	[Torque Range Chart]															

PULSE TOOLS [ESTIC PULSE T] For Hard Joints

Type	Model	Torque Range		Torque Range															
		N·m	ft·lb	0	10	20	30	40	50	60	70	80	90	100	110	120	130	140	150
Right Angle	EHC-T0020-AZ3	4-20	3.0-14.8	[Torque Range Chart]															
	EHC-T0040-AZ3	8-40	5.9-29.5	[Torque Range Chart]															
	EHC-T0070-AZ3	14-70	10.3-51.6	[Torque Range Chart]															
	EHC-T2100-AZ3	20-100	14.8-73.8	[Torque Range Chart]															

Legend: DIRECT & PULSE (Grey), DIRECT Only (Yellow), PULSE Only (Blue), Recommended Use Range (Orange)

Handy 2000 Micro



DIRECT TOOLS

Type	Model	Torque Range		Torque Range											
		mN·m	in·lb	0	500	1000	1500	2000	2500	3000	3500	4000	4500	5000	5500
Straight	EH2-RA1000-SNL/SNP/SRL	100-1000	0.89-8.85	[Torque Range Chart]											
	EH2-RA2000-SNL/SNP/SRL	200-2000	1.77-17.70	[Torque Range Chart]											
	EH2-RA5000-SNL/SNP/SRL	500-5000	4.43-44.26	[Torque Range Chart]											

Legend: DIRECT Only (Yellow), Recommended Use Range (Orange)

Tool List

CAD data can be downloaded from our website.
<https://www.estic-global.com/member/login>



Handy 2000 Lite plus / Handy 2000 Touch

Type	Model	Torque Range		Max. Speed (rpm)		Drive Shaft		Weight		Length		Pulse Drive			
		N·m	ft·lb	200V AC Input *1	100V AC Input	mm	in	kg	lb	mm	in				
DIRECT & PULSE TOOLS	Right Angle	EH2-R1020-A	4-20	3.0-14.8	1541	1027	9.5 sq	3/8	1.4	3.09	386	15.2	✓		
		EH2-R1020-A(PP)	4-20	3.0-14.8	1541	1027	9.5 sq	3/8	1.4	3.09	386	15.2	✓		
		EH2-R1020-A(BP)	4-20	3.0-14.8	1541	1027	9.5 sq	3/8	1.4	3.09	386	15.2	✓		
		EH2-R1030-A	6-30	4.4-22.1	1053	702	9.5 sq	3/8	1.5	3.31	393	15.5	✓		
		EH2-R1030-A(PP)	6-30	4.4-22.1	1053	702	9.5 sq	3/8	1.5	3.31	393	15.5	✓		
		EH2-R1030-A(BP)	6-30	4.4-22.1	1053	702	9.5 sq	3/8	1.5	3.31	393	15.5	✓		
		EH2-R2050-A	10-50	7.4-36.9	1169	779	9.5 sq	3/8	2.1	4.63	433	17.0	✓		
		EH2-R2050-A(PP)	10-50	7.4-36.9	1169	779	9.5 sq	3/8	2.1	4.63	433	17.0	✓		
		EH2-R2050-A(BP)	10-50	7.4-36.9	1169	779	9.5 sq	3/8	2.1	4.63	433	17.0	✓		
		EH2-R2080-A	16-80	11.8-59.0	720	480	12.7 sq	1/2	2.5	5.51	466	18.3	✓		
		EH2-R2080-A(PP)	16-80	11.8-59.0	720	480	12.7 sq	1/2	2.5	5.51	466	18.3	✓		
		EH2-R2080-A(BP)	16-80	11.8-59.0	720	480	12.7 sq	1/2	2.5	5.51	466	18.3	✓		
		EH2-R2120-A	24-120	17.7-88.5	404	269	12.7 sq	1/2	3.0	6.61	514	20.2	✓		
		EH2-R2120-A(PP)	24-120	17.7-88.5	404	269	12.7 sq	1/2	3.0	6.61	514	20.2	✓		
		EH2-R2120-A(BP)	24-120	17.7-88.5	404	269	12.7 sq	1/2	3.0	6.61	514	20.2	✓		
		EH2-R2180-A	36-180	26.6-132.8	276	184	19.0 sq	3/4	3.2	7.05	538	21.2	✓		
		DIRECT TOOLS	Right Angle	EH2-R3270-A	54-270	39.8-199.1	265	132	19.0 sq	3/4	7.7	16.98	625	24.6	✓
				EH2-R3370-A	74-370	54.6-273.0	207	103	19.0 sq	3/4	7.7	16.98	625	24.6	✓
EH2-R3450-A	90-450			66.4-331.9	172	86	25.4 sq	1	10.5	23.15	659	25.9	✓		
EH2-R3600-A	120-600			88.5-442.5	126	63	25.4 sq	1	10.5	23.15	659	25.9	✓		
DIRECT & PULSE TOOLS	Straight	EH2-R0005-SL	1-5	0.7-3.7	2543	1695	Hex 6.35	1/4	1.2	2.65	296	11.7	✓		
		EH2-R0005-SP	1-5	0.7-3.7	2543	1695	Hex 6.35	1/4	1.2	2.65	296	11.7	✓		
		EH2-R0005-SC	1-5	0.7-3.7	2543	1695	9.5 sq	3/8	1.1	2.43	228	9.0	✓		
		EH2-R0010-SL	2-10	1.5-7.4	1415	943	Hex 6.35	1/4	1.2	2.65	296	11.7	✓		
		EH2-R0010-SP	2-10	1.5-7.4	1415	943	Hex 6.35	1/4	1.2	2.65	296	11.7	✓		
		EH2-R0010-SC	2-10	1.5-7.4	1415	943	9.5 sq	3/8	1.1	2.43	228	9.0	✓		
		EH2-R1016-S	3.2-16	2.4-11.8	1871	1247	9.5 sq	3/8	1.3	2.87	344	13.5	✓		
		EH2-R1020-S	4-20	3.0-14.8	1580	1053	9.5 sq	3/8	1.3	2.87	344	13.5	✓		
		EH2-R2035-S	7-35	5.2-25.8	1754	1169	9.5 sq	3/8	2.0	4.41	406	16.0	✓		
		EH2-R2055-S	11-55	8.1-40.6	1080	720	12.7 sq	1/2	2.2	4.85	431	17.0	✓		
		EH2-R2085-S	17-85	12.5-62.7	605	403	12.7 sq	1/2	2.4	5.29	448	17.6	✓		
		EH2-R2120-S	24-120	17.7-88.5	438	292	12.7 sq	1/2	2.5	5.51	448	17.6	✓		
		DIRECT TOOLS	Straight	EH2-R2025-SL	5-25	3.7-18.4	2108	1405	9.5 sq	3/8	1.7	3.75	286	11.2	✓
				EH2-R3050-SC	10-50	7.4-36.9	2430	810	12.7 sq	1/2	3.7	8.16	319	12.5	✓
EH2-R3080-SC	16-80			11.8-59.0	1580	526	12.7 sq	1/2	3.8	8.38	322	12.6	✓		
EH2-R3200-S	40-200			29.5-147.5	397	198	19.0 sq	3/4	6.0	13.23	548	21.6	✓		
EH2-R3260-S	52-260			38.4-191.8	311	155	19.0 sq	3/4	6.0	13.23	548	21.6	✓		
EH2-R3320-S	64-320			47.2-236.0	258	129	19.0 sq	3/4	6.5	14.33	548	21.6	✓		
EH2-R3420-S	84-420			62.0-309.8	189	94	19.0 sq	3/4	6.5	14.33	548	21.6	✓		
DIRECT & PULSE TOOLS	Pistol			EH2-R0005-P	1-5	0.7-3.7	2543	1695	9.5 sq	3/8	1.1	2.43	202	8.0	✓
		EH2-R0005-P(PP)	1-5	0.7-3.7	2543	1695	9.5 sq	3/8	1.1	2.43	202	8.0	✓		
		EH2-R0005-P(BP)	1-5	0.7-3.7	2543	1695	9.5 sq	3/8	1.1	2.43	202	8.0	✓		
		EH2-R0010-P	2-10	1.5-7.4	1415	943	9.5 sq	3/8	1.1	2.43	202	8.0	✓		
		EH2-R0010-P(PP)	2-10	1.5-7.4	1415	943	9.5 sq	3/8	1.1	2.43	202	8.0	✓		
		EH2-R0010-P(BP)	2-10	1.5-7.4	1415	943	9.5 sq	3/8	1.1	2.43	202	8.0	✓		
		EH2-R1016-P	3.2-16	2.4-11.8	1871	1247	9.5 sq	3/8	1.4	3.09	220	8.7	✓		
		EH2-R1016-P(PP)	3.2-16	2.4-11.8	1871	1247	9.5 sq	3/8	1.4	3.09	220	8.7	✓		
		EH2-R1016-P(BP)	3.2-16	2.4-11.8	1871	1247	9.5 sq	3/8	1.4	3.09	220	8.7	✓		
		EH2-R1016-PH	3.2-16	2.4-11.8	1871	1247	9.5 sq	3/8	1.4	3.09	220	8.7	✓		
		EH2-R1016-PH(PP)	3.2-16	2.4-11.8	1871	1247	9.5 sq	3/8	1.4	3.09	220	8.7	✓		
		EH2-R1016-PH(BP)	3.2-16	2.4-11.8	1871	1247	9.5 sq	3/8	1.4	3.09	220	8.7	✓		
		EH2-R1020-P	4-20	3.0-14.8	1580	1053	9.5 sq	3/8	1.4	3.09	220	8.7	✓		
		EH2-R1020-P(PP)	4-20	3.0-14.8	1580	1053	9.5 sq	3/8	1.4	3.09	220	8.7	✓		
		EH2-R1020-P(BP)	4-20	3.0-14.8	1580	1053	9.5 sq	3/8	1.4	3.09	220	8.7	✓		
		EH2-R1020-PH	4-20	3.0-14.8	1580	1053	9.5 sq	3/8	1.4	3.09	220	8.7	✓		
		EH2-R1020-PH(PP)	4-20	3.0-14.8	1580	1053	9.5 sq	3/8	1.4	3.09	220	8.7	✓		
		EH2-R1020-PH(BP)	4-20	3.0-14.8	1580	1053	9.5 sq	3/8	1.4	3.09	220	8.7	✓		
		DIRECT TOOLS	Pistol	EH2-R2085-PH	17-85	12.5-62.7	605	403	12.7 sq	1/2	2.7	5.95	335	13.2	✓
				EH2-R2120-PH	24-120	17.7-88.5	438	292	12.7 sq	1/2	2.8	6.17	335	13.2	✓

*1 Max. speed is available only when using the parameter "SP. HIGH SPD".

Type	Model	Torque Range		Max. Speed (rpm)		Drive Shaft		Weight		Length		Pulse Drive		
		N·m	ft·lb	200V AC Input *1	100V AC Input	mm	in	kg	lb	mm	in			
PULSE TOOLS [ESTIC PULSE HS]	Right Angle	EH2-H0020-A	4-20	3.0-14.8	1540	1027	9.5 sq	3/8	1.2	2.65	366	14.4	✓	
		EH2-H0020-A(PP)	4-20	3.0-14.8	1540	1027	9.5 sq	3/8	1.2	2.65	366	14.4	✓	
		EH2-H0020-A(BP)	4-20	3.0-14.8	1540	1027	9.5 sq	3/8	1.2	2.65	366	14.4	✓	
		EH2-H1070-A	14-70	10.3-51.6	1500	1000	12.7 sq	1/2	2.0	4.41	426	16.8	✓	
		EH2-H1070-A(PP)	14-70	10.3-51.6	1500	1000	12.7 sq	1/2	2.0	4.41	426	16.8	✓	
		EH2-H1070-A(BP)	14-70	10.3-51.6	1500	1000	12.7 sq	1/2	2.0	4.41	426	16.8	✓	
		EH2-H2100-A	20-100	14.8-73.8	1125	750	12.7 sq	1/2	3.0	6.61	500	19.7	✓	
		EH2-H2100-A(PP)	20-100	14.8-73.8	1125	750	12.7 sq	1/2	3.0	6.61	500	19.7	✓	
		EH2-H2100-A(BP)	20-100	14.8-73.8	1125	750	12.7 sq	1/2	3.0	6.61	500	19.7	✓	
		EH2-H2140-A	28-140	20.7-103.3	753	500	19.0 sq	3/4	3.5	7.72	524	20.6	✓	
		EH2-H2140-A(PP)	28-140	20.7-103.3	753	500	19.0 sq	3/4	3.5	7.72	524	20.6	✓	
		Pistol	EH2-H0015-P	3-15	2.2-11.1	3075	2000	9.5 sq	3/8	1.2	2.65	204	8.0	✓
			EH2-H0015-P(PP)	3-15	2.2-11.1	3075	2000	9.5 sq	3/8	1.2	2.65	204	8.0	✓
			EH2-H0015-P(BP)	3-15	2.2-11.1	3075	2000	9.5 sq	3/8	1.2	2.65	204	8.0	✓
			EH2-H1030-P	6-30	4.4-22.1	3075	2000	9.5 sq	3/8	1.4	3.09	223	8.8	✓
			EH2-H1030-P(PP)	6-30	4.4-22.1	3075	2000	9.5 sq	3/8	1.4	3.09	223	8.8	✓
			EH2-H1030-P(BP)	6-30	4.4-22.1	3075	2000	9.5 sq	3/8	1.4	3.09	223	8.8	✓
			EH2-S1050-P	10-50	7.4-36.9	2121	1400	12.7 sq	1/2	1.7	3.75	252	9.9	✓
	EH2-S1050-P(PP)		10-50	7.4-36.9	2121	1400	12.7 sq	1/2	1.7	3.75	252	9.9	✓	
	Pistol	EH2-S1050-P(BP)	10-50	7.4-36.9	2121	1400	12.7 sq	1/2	1.7	3.75	252	9.9	✓	
		EH2-T0040-A	8-40	5.9-29.5	1885	1257	9.5 sq	3/8	1.7	3.75	383	15.1	✓	
		EH2-T0040-A(PP)	8-40	5.9-29.5	1885	1257	9.5 sq	3/8	1.7	3.75	383	15.1	✓	
EH2-T0040-A(BP)		8-40	5.9-29.5	1885	1257	9.5 sq	3/8	1.7	3.75	383	15.1	✓		
EH2-T0050-P		10-50	7.4-36.9	2121	1400	12.7 sq	1/2	1.5	3.31	223	8.8	✓		
EH2-T0050-P(PP)		10-50	7.4-36.9	2121	1400	12.7 sq	1/2	1.5	3.31	223	8.8	✓		
EH2-T0050-P(BP)		10-50	7.4-36.9	2121	1400	12.7 sq	1/2	1.5	3.31	223	8.8	✓		
EH2-T0070-P		14-70	10.3-51.6	1432	954	12.7sq	1/2	1.6	3.53	227	8.9	✓		
Pistol	EH2-T0070-P(PP)	14-70	10.3-51.6	1432	954	12.7sq	1/2	1.6	3.53	227	8.9	✓		
	EH2-T0070-P(BP)	14-70	10.3-51.6	1432	954	12.7sq	1/2	1.6	3.53	227	8.9	✓		

*1 Max. speed is available only when using the parameter "SP. HIGH SPD".

Top-mounted Cable

Type	Model	Torque Range		Max. Speed (rpm)		Drive Shaft		Weight		Length		Pulse Drive	
		N·m	ft·lb	200V AC Input *1	100V AC Input	mm	in	kg	lb	mm	in		
DIRECT & PULSE TOOLS	Pistol	EH2-R1016-P-T	3.2-16	2.4-11.8	1871	1247	9.5 sq	3/8	1.5	3.31	246	9.7	✓
		EH2-R1016-P(PP)-T	3.2-16	2.4-11.8	1871	1247	9.5 sq	3/8	1.5	3.31	246	9.7	✓
		EH2-R1016-P(BP)-T	3.2-16	2.4-11.8	1871	1247	9.5 sq	3/8	1.5	3.31	246	9.7	✓
		EH2-R1016-PH-T	3.2-16	2.4-11.8									

Tool List

CAD data can be downloaded from our website.
<https://www.estic-global.com/member/login>



Handy 2000 Cordless

Type	Model	Torque Range		Max. Speed (rpm)	Drive Shaft		Weight * 1		Length		Battery Pack	Pulse Drive	
		N·m	ft·lb		mm	in	kg	lb	mm	in			
DIRECT TOOLS	Right Angle	EHC-R1030-AZ3	6-30	4.4-22.1	393	9.5 sq	3/8	2.1	4.63	566	22.3		
		EHC-R1030-AZ3(PP)	6-30	4.4-22.1	393	9.5 sq	3/8	2.1	4.63	566	22.3		
		EHC-R1030-AZ3(BP)	6-30	4.4-22.1	393	9.5 sq	3/8	2.1	4.63	566	22.3		
		EHC-R1050-AZ3	10-50	7.4-36.9	215	9.5 sq	3/8	2.5	5.51	581	22.9		
		EHC-R1050-AZ3(PP)	10-50	7.4-36.9	215	9.5 sq	3/8	2.5	5.51	581	22.9		
		EHC-R1050-AZ3(BP)	10-50	7.4-36.9	215	9.5 sq	3/8	2.5	5.51	581	22.9		
		EHC-R1065-AZ3	13-65	9.6-47.9	166	12.7 sq	1/2	2.8	6.17	613	24.1		
		EHC-R1065-AZ3(PP)	13-65	9.6-47.9	166	12.7 sq	1/2	2.8	6.17	613	24.1		
		EHC-R1065-AZ3(BP)	13-65	9.6-47.9	166	12.7 sq	1/2	2.8	6.17	613	24.1		
		EHC-R1090-AZ3	18-90	13.3-66.4	117	12.7 sq	1/2	3.3	7.28	647	25.5		
EHC-R1090-AZ3(PP)	18-90	13.3-66.4	117	12.7 sq	1/2	3.3	7.28	647	25.5				
EHC-R1090-AZ3(BP)	18-90	13.3-66.4	117	12.7 sq	1/2	3.3	7.28	647	25.5				
DIRECT & PULSE TOOLS	Pistol	EHC-R0005-PZ3	1-5	0.7-3.7	1440	9.5 sq	3/8	1.5	3.31	217	8.5		✓
		EHC-R0008-PZ3	1.6-8	1.2-5.9	936	9.5 sq	3/8	1.5	3.31	217	8.5	BPL-2520ES	✓
		EHC-R0012-PZ3	2.4-12	1.8-8.9	638	9.5 sq	3/8	1.5	3.31	217	8.5		✓
PULSE TOOLS [ESTIC PULSE HS]	Pistol	EHC-L0026-PZ3	5.2-26	3.8-19.2	936	9.5 sq	3/8	1.8	3.97	241	9.5		✓
		EHC-L0026-PZ3(PP)	5.2-26	3.8-19.2	936	9.5 sq	3/8	1.8	3.97	241	9.5	BPL-2520ES	✓
		EHC-L0026-PZ3(BP)	5.2-26	3.8-19.2	936	9.5 sq	3/8	1.8	3.97	241	9.5		✓
PULSE TOOLS [ESTIC PULSE T]	Right Angle	EHC-T0020-AZ3	4-20	3.0-14.8	1029	9.5 sq	3/8	1.9	4.19	539	21.2		✓
		EHC-T0020-AZ3(PP)	4-20	3.0-14.8	1029	9.5 sq	3/8	1.9	4.19	539	21.2		✓
		EHC-T0020-AZ3(BP)	4-20	3.0-14.8	1029	9.5 sq	3/8	1.9	4.19	539	21.2		✓
		EHC-T0040-AZ3	8-40	5.9-29.5	844	9.5 sq	3/8	2.2	4.85	552	21.7		✓
		EHC-T0040-AZ3(PP)	8-40	5.9-29.5	844	9.5 sq	3/8	2.2	4.85	552	21.7		✓
		EHC-T0040-AZ3(BP)	8-40	5.9-29.5	844	9.5 sq	3/8	2.2	4.85	552	21.7		✓
		EHC-T0070-AZ3	14-70	10.3-51.6	581	12.7 sq	1/2	2.6	5.73	580	22.8		✓
		EHC-T0070-AZ3(PP)	14-70	10.3-51.6	581	12.7 sq	1/2	2.6	5.73	580	22.8		✓
		EHC-T0070-AZ3(BP)	14-70	10.3-51.6	581	12.7 sq	1/2	2.6	5.73	580	22.8		✓
		EHC-T2100-AZ3	20-100	14.8-73.8	608	12.7 sq	1/2	3.0	6.61	616	24.3		✓
EHC-T2100-AZ3(PP)	20-100	14.8-73.8	608	12.7 sq	1/2	3.0	6.61	616	24.3		✓		
EHC-T2100-AZ3(BP)	20-100	14.8-73.8	608	12.7 sq	1/2	3.0	6.61	616	24.3		✓		

*1 Weight does not include the battery.

Handy 2000 Micro

Type	Model	Torque Range		Max. Speed (rpm)	Drive Shaft		Weight		Length		
		mN·m	in·lb		mm	in	kg	lb	mm	in	
DIRECT TOOLS	Straight	EH2-RA1000-SNL	100-1000	0.89-8.85	1600	φ4.0	-	0.56	1.23	244	9.6
		EH2-RA1000-SNP	100-1000	0.89-8.85	1600	φ4.0	-	0.58	1.28	252	9.9
		EH2-RA1000-SRL	100-1000	0.89-8.85	1600	φ4.0	-	0.57	1.26	244	9.6
		EH2-RA2000-SNL	200-2000	1.77-17.70	1000	Hex 6.35	1/4	0.57	1.26	244	9.6
		EH2-RA2000-SNP	200-2000	1.77-17.70	1000	Hex 6.35	1/4	0.59	1.30	252	9.9
		EH2-RA2000-SRL	200-2000	1.77-17.70	1000	Hex 6.35	1/4	0.58	1.28	244	9.6
		EH2-RA5000-SNL	500-5000	4.43-44.26	334	Hex 6.35	1/4	0.60	1.32	255	10.0
		EH2-RA5000-SNP	500-5000	4.43-44.26	334	Hex 6.35	1/4	0.63	1.39	263	10.4
EH2-RA5000-SRL	500-5000	4.43-44.26	334 (669 *1)	Hex 6.35	1/4	0.62	1.37	255	10.0		

*1 Only the "SP.HIGH SPD" setting applies. This product should be used at an ambient temperature of 30°C (86°F) or less.

How to Read the Model Numbers

Handy 2000 Lite plus / Touch

EH2 - R 1 020 - A (PP) - T

1 Series

EH2 : Handy 2000 Lite plus / Touch

2 Fastening Mode

R : Direct Fastening
 H : High Speed Pulse Fastening
 S : High Speed Pulse Fastening
 T : Pulse Fastening for Hard Joints

3 Motor Output



0 : 50W
 1 : 100W
 2 : 200W-1
 3 : 200W-2

4 Max. Rated Torque

000 : 3 Digits N·m

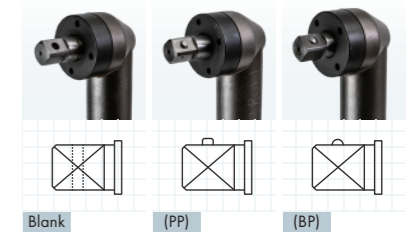
5 Tool Type

A : Right Angle
 S : Straight
 SL : Straight with Lever Start
 SP : Straight with Push-to-start
 SC : Straight with Connector Start
 P : Pistol
 PH : Pistol with Spline or Flange



7 Drive Shaft

Blank : Through Hole
 (PP) : Pin Plunger
 (BP) : Ball Plunger



8 Cable Connector Position

Blank : Standard
 T : Top-mounted



Handy 2000 Cordless

EHC - R 0 005 - P Z3 (PP) -

1 Series

EHC : Handy 2000 Cordless

2 Fastening Mode

R : Direct Fastening
 L : High Speed Pulse Fastening
 T : Pulse Fastening for Hard Joints

3 Motor Output

0 : 50W-1
 1 : 75W
 2 : 50W-2

4 Max. Rated Torque

000 : 3 Digits N·m

5 Tool Type

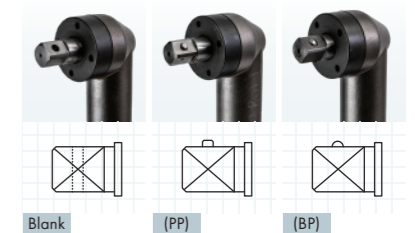
A : Right Angle
 P : Pistol

6 Wireless Type

Z3 : Wireless communication (IEEE802.15.4)
 Japan, USA, Canada Radio Frequency
 Regulations Certified

7 Drive Shaft

Blank : Through Hole
 (PP) : Pin Plunger
 (BP) : Ball Plunger



Handy 2000 Micro

EH2 - R A 1000 - SNL

1 Series

EH2 : Handy 2000 Micro

2 Fastening Mode

R : Direct Fastening

3 Motor Output

A : 30W

4 Max. Rated Torque

0000 : 4 Digits mN·m

5 Tool Type

SNL : Straight with Lever Start
 SNP : Straight with Push-to-start
 SRL : Straight with Flange



Controller Specifications



Item		Handy 2000 Lite plus	Handy 2000 Touch	Handy 2000 Cordless	Handy 2000 Micro
Fastening Methods	Torque Control	✓	✓	✓	✓
	Torque Control Angle Monitoring	✓	✓	✓	✓
	Angle Control	✓	✓	✓	✓
	Torque or Angle Control	✓	✓	✓	✓
	Torque and Angle Control	✓	✓	✓	✓
	Reverse Angle Control	✓	✓	✓	✓
	Yield Angle Control	✓	✓	N/A	✓
	Yield Control	✓	✓	N/A	✓
	Inspection Torque Control	✓	✓	N/A	✓
	Max No. of Channel	99	99 (250)	99	99
Max No. of JOB	99 (30 Step/JOB)	99 (30 Step/JOB)	99 (30 Step/JOB)	99 (30 Step/JOB)	
Memory	Program / System Parameters	✓	✓	✓	✓
	Allocation of I/O	✓	✓	✓	✓
	Fastening Result History	✓	✓	✓	✓
	System Error History	FLASH-ROM Back-up	SD Memory Card Back-up	FLASH-ROM Back-up	SD Memory Card Back-up
	Torque Curve History	Battery Back-up (SRAM)	Battery Back-up (SRAM)	Battery Back-up (SRAM)	Battery Back-up (SRAM)
	Parameter in USB Flash Drive	✓	✓	✓	✓
Record Data Capacity	Fastening Results	Approx. 8,000	Approx. 100,000	Approx. 8,000	Approx. 50,000
	Torque Curve	30 (OK Data : 20 / NG Data : 10)	60 (OK Data : 30 / NG Data : 30)	15 (OK Data : 5 / NG Data : 10)	60 (OK Data : 30 / NG Data : 30)
	System Error	50	50	50	50
Features	JOB Control	✓	✓	✓	✓
	Multi Channels	✓	✓	✓	✓
	Multi-spindle	✓	✓	N/A	N/A
	Boost Mode	✓	✓	N/A	N/A
	Error Proofing Function	✓	✓	✓	✓
	Panel Setting Protect Function	✓	✓	✓	✓
	Free Allocation Function (I/O Signal, Fastening Result Data)	✓	✓	✓	✓
	Identifier (Compatible with Barcode Readers)	✓	✓	✓	✓
	Statistics Function	✓	✓	N/A	✓
	Simplified PLC Function	✓	✓	✓	✓
	Monitor Output (Torque, Angle Pulse, Speed Control, etc.)	✓	✓	N/A	N/A
	Protection Feature (T/T Zero-point, etc.)	✓	✓	✓	✓
	Display / Operation	Operation Keys	6 Pieces	6 Pieces	6 Pieces
LED Display Lamp		✓	✓	✓	✓
Electronic Buzzer		✓	✓	Included in tools	✓
Display		7-segment LED	7-inch LCD Touch Panel	7-segment LED	4.3-inch LCD Touch Panel
Control Input / Output	RELAY (Output Contact)	2 Points (1 Point 1 Common)	2 Points (1 Point 1 Common)	N/A	2 Points (1 Point 1 Common)
	EXT/IN (Number of Inputs)	4 Points (Non-voltage Contact Input)	4 Points (Non-voltage Contact Input)	N/A	4 Points (Non-voltage Contact Input)
	I/O	Option	Option	Input : 16 Points (24V DC 7mA) Output : 16 Points (24V DC 50mA)	N/A
Remote I/O	Option	Option	N/A	N/A	
DC Output Power	24V DC Max. 1A	24V DC Max. 1A	24V DC Max. 2A	N/A	
Communication Port	COM1 (RS-232C)	✓	✓	✓	✓
	Ethernet Connection Port 10/100 BASE-T (RJ45)	1 Port	2 Port	2 Port	2 Port
	PC-USB (Mini-B)	✓	✓	✓	✓
	USB (Type A)	✓	✓	✓	✓
	PANEL (RS-422)	✓	✓	N/A	N/A
	NET	✓	✓	✓	✓
Fieldbus (Option)	✓	✓	✓	✓	
Power Supply	Single Phase 100-230V AC 50/60Hz	Single Phase 100-230V AC 50/60Hz	Single Phase 100-230V AC 50/60Hz	48V DC * Supplied from Power Box.	

Controller Models and Options

Handy 2000 Life plus / Handy 2000 Touch / Handy 2000 Micro															
Type	Remote I/O (R)	Option										Model			
		DeviceNet (D)	PROFIBUS (P)	CC-Link (C)	EtherNet/IP (W)	PROFINET (T)	EtherCAT (B)	CC-Link IE (I)	PROFINET High Speed (S)	EtherNet/IP High Speed (R)	P I/O (P)	Handy 2000 Lite plus	Handy 2000 Touch	Handy 2000 Micro	
Standard Spec	✓												EH2-HT45-000NNN	EH2-HT50-000NNN-E	EH2-HT60-000NNN-E
													EH2-HT45-000RNN	EH2-HT50-000RNN-E	N/A
											✓	EH2-HT45-000NNP	EH2-HT50-000NNP-E	N/A	
											✓	EH2-HT45-000RNP	EH2-HT50-000RNP-E	N/A	
		✓										EH2-HT45-000NDN	EH2-HT50-000NDN-E	EH2-HT60-000NDN-E	
		✓										EH2-HT45-000RDN	EH2-HT50-000RDN-E	N/A	
		✓										EH2-HT45-000NDP	EH2-HT50-000NDP-E	N/A	
		✓										EH2-HT45-000RDP	EH2-HT50-000RDP-E	N/A	
				✓								EH2-HT45-000NPN	EH2-HT50-000NPN-E	EH2-HT60-000NPN-E	
				✓								EH2-HT45-000RPN	EH2-HT50-000RPN-E	N/A	
				✓								EH2-HT45-000NPP	EH2-HT50-000NPP-E	N/A	
				✓								EH2-HT45-000RPP	EH2-HT50-000RPP-E	N/A	
					✓							EH2-HT45-000NCN	EH2-HT50-000NCN-E	EH2-HT60-000NCN-E	
					✓							EH2-HT45-000RCN	EH2-HT50-000RCN-E	N/A	
					✓						✓	EH2-HT45-000NCP	EH2-HT50-000NCP-E	N/A	
				✓						✓	EH2-HT45-000RCP	EH2-HT50-000RCP-E	N/A		
Optional Spec											EH2-HT45-000NWN	EH2-HT50-000NWN-E	EH2-HT60-000NWN-E		
											EH2-HT45-000RWN	EH2-HT50-000RWN-E	N/A		
										✓	EH2-HT45-000NWP	EH2-HT50-000NWP-E	N/A		
										✓	EH2-HT45-000RWP	EH2-HT50-000RWP-E	N/A		
											EH2-HT45-000NTN	EH2-HT50-000NTN-E	EH2-HT60-000NTN-E		
											EH2-HT45-000RTN	EH2-HT50-000RTN-E	N/A		
											EH2-HT45-000NTP	EH2-HT50-000NTP-E	N/A		
											EH2-HT45-000RTP	EH2-HT50-000RTP-E	N/A		
											EH2-HT45-000NBN	EH2-HT50-000NBN-E	EH2-HT60-000NBN-E		
											EH2-HT45-000RBN	EH2-HT50-000RBN-E	N/A		
											EH2-HT45-000NBP	EH2-HT50-000NBP-E	N/A		
											EH2-HT45-000RBP	EH2-HT50-000RBP-E	N/A		
										✓	EH2-HT45-000NIN	EH2-HT50-000NIN-E	EH2-HT60-000NIN-E		
										✓	EH2-HT45-000RIN	EH2-HT50-000RIN-E	N/A		
										✓	EH2-HT45-000NIP	EH2-HT50-000NIP-E	N/A		
									✓	EH2-HT45-000RIP	EH2-HT50-000RIP-E	N/A			
										EH2-HT45-000NSN	EH2-HT50-000NSN-E	EH2-HT60-000NSN-E			
										EH2-HT45-000RSN	EH2-HT50-000RSN-E	N/A			
										EH2-HT45-000NSP	EH2-HT50-000NSP-E	N/A			
										EH2-HT45-000RSP	EH2-HT50-000RSP-E	N/A			
									✓	EH2-HT45-000NRN	EH2-HT50-000NRN-E	N/A			
									✓	EH2-HT45-000RRN	EH2-HT50-000RRN-E	N/A			
									✓	EH2-HT45-000NRP	EH2-HT50-000NRP-E	N/A			
									✓	EH2-HT45-000RRP	EH2-HT50-000RRP-E	N/A			

* Note : The language can be switched to Japanese (- J), Chinese (- C), Portuguese (- P) in addition to English(- E).

Handy 2000 Cordless

Type	Option										Wireless Type		Model
	DeviceNet (D)	PROFIBUS (P)	CC-Link (C)	EtherNet/IP (E)	PROFINET (T)	EtherCAT (B)	CC-Link IE (I)	PROFINET High Speed (S)	EtherNet/IP High Speed (R)	IEEE802.15.4	Japan, USA, Canada Radio Frequency Regulations Certified (Z3)		
Standard Spec											✓	EHC2-IF25-Z3N	
Optional Spec	✓										✓	EHC2-IF25-Z3D	
		✓									✓	EHC2-IF25-Z3P	
			✓								✓	EHC2-IF25-Z3C	
				✓							✓	EHC2-IF25-Z3E	
					✓						✓	EHC2-IF25-Z3T	
						✓					✓	EHC2-IF25-Z3B	
							✓				✓	EHC2-IF25-Z3I	
								✓			✓	EHC2-IF25-Z3S	
									✓		✓	EHC2-IF25-Z3I	
										✓	✓	EHC2-IF25-Z3R	

Handy 2000 Series Management Software

EH2-PC

This is the dedicated support & management software for Handy 2000 series controllers. Basic as well as advanced management functions of Handy 2000 models are supported : Read/write parameters, project data storage & management, tightening result & curve monitoring, I/O & Fieldbus signal assignment, and more.

Languages : Japanese, English, Chinese, Korean
OS : Windows11, Windows10



Serial Communication Cable (Option)

Model	Length (m)
ENRZ-CVSR-015	1.5
ENRZ-CVSR-050	5
ENRZ-CVSR-100	10

Handy 2000 Series Data Logger

ESW-DL

Data Logger is the dedicated traceability software for all Handy 2000 series controllers. Output data (tightening results & curves) can be safely stored in a database and displayed. The saved tightening data can also be exported in Excel format for easier data analysis.


Languages : Japanese, English, Chinese, Spanish
OS : Windows10, Windows8/8.1, Windows7 SP1






Handy 2000 Lite plus

Weight: approx. 7.7 kg (17.0 lb)



Handy 2000 Touch

Weight: approx. 8.5 kg (18.7 lb)



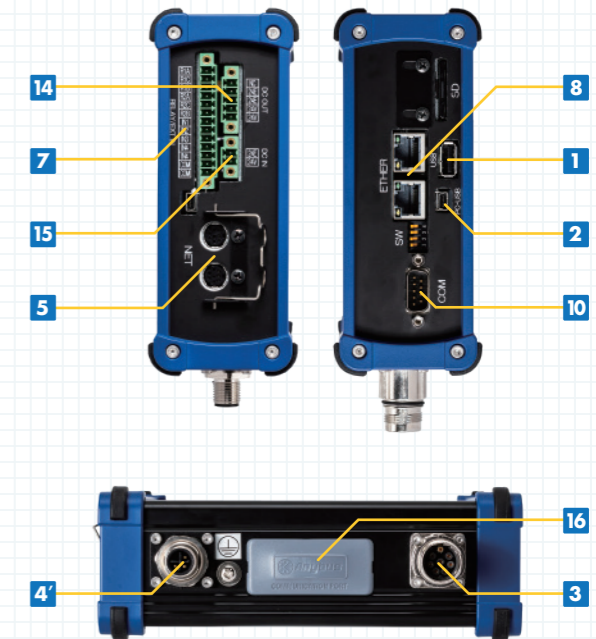
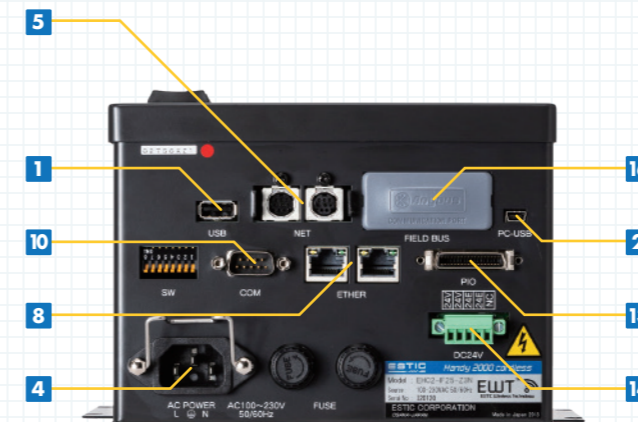
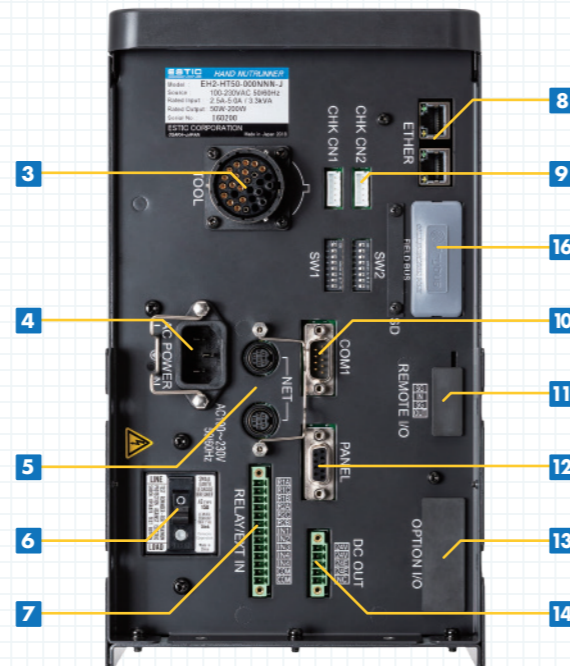
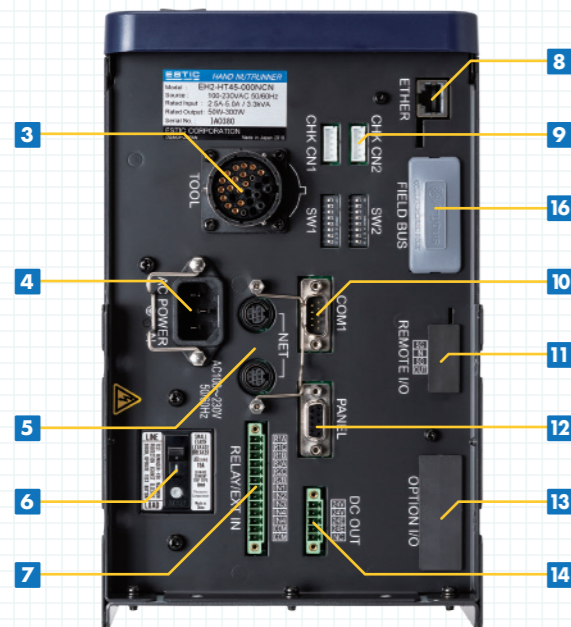

Handy 2000 Cordless

Weight: approx. 2.1 kg (4.6 lb)



Handy 2000 Micro

Weight: approx. 1.0 kg (2.2 lb)



1 USB (Type A)

USB flash drive port.

2 PC-USB (Mini-B)

USB port to be connected with Handy 2000 management software.

3 Connector for the Tool Cable

The system is automatically recognized when the tool is connected.

4 Connector for the AC Power Supply

Connector for 100V AC and 200V AC power supply cables.

4 Power Cable Connector

Connector for 48V DC power supply cables.

5 Network Connector

Used to control the multi-spindle, Socket tray and NET I/O unit.

6 Ground Leakage Breaker for the Main Power Supply

The ground leakage breaker conforming to various international standards.

7 RELAY / EXT IN

Relay (Output 2)
Non-voltage contact (Input 4)

8 Ethernet

RJ45 connector to connect with Ethernet.

9 CHK CN1 / CN2

Connector for monitor output.

10 RS-232C (COM1)

Handy 2000 management software, Barcode reader, ASCII data out.

11 Remote I/O (Option)

Remote I/O (Input 16/Output 16)
* OMRON Remote I/O modules are required.

12 Panel

RS-422 to communicate with HMI.

13 I/O (Option)

I/O (Input 16/Output 16)
* Handy 2000 Cordless : Standard spec.


14 DC OUT

24V DC power supply connector.
(24V DC 1A)
* Handy 2000 Micro can be used by inputting 24V DC power supply to DC IN.

15 DC IN

24V DC power supply input connector.

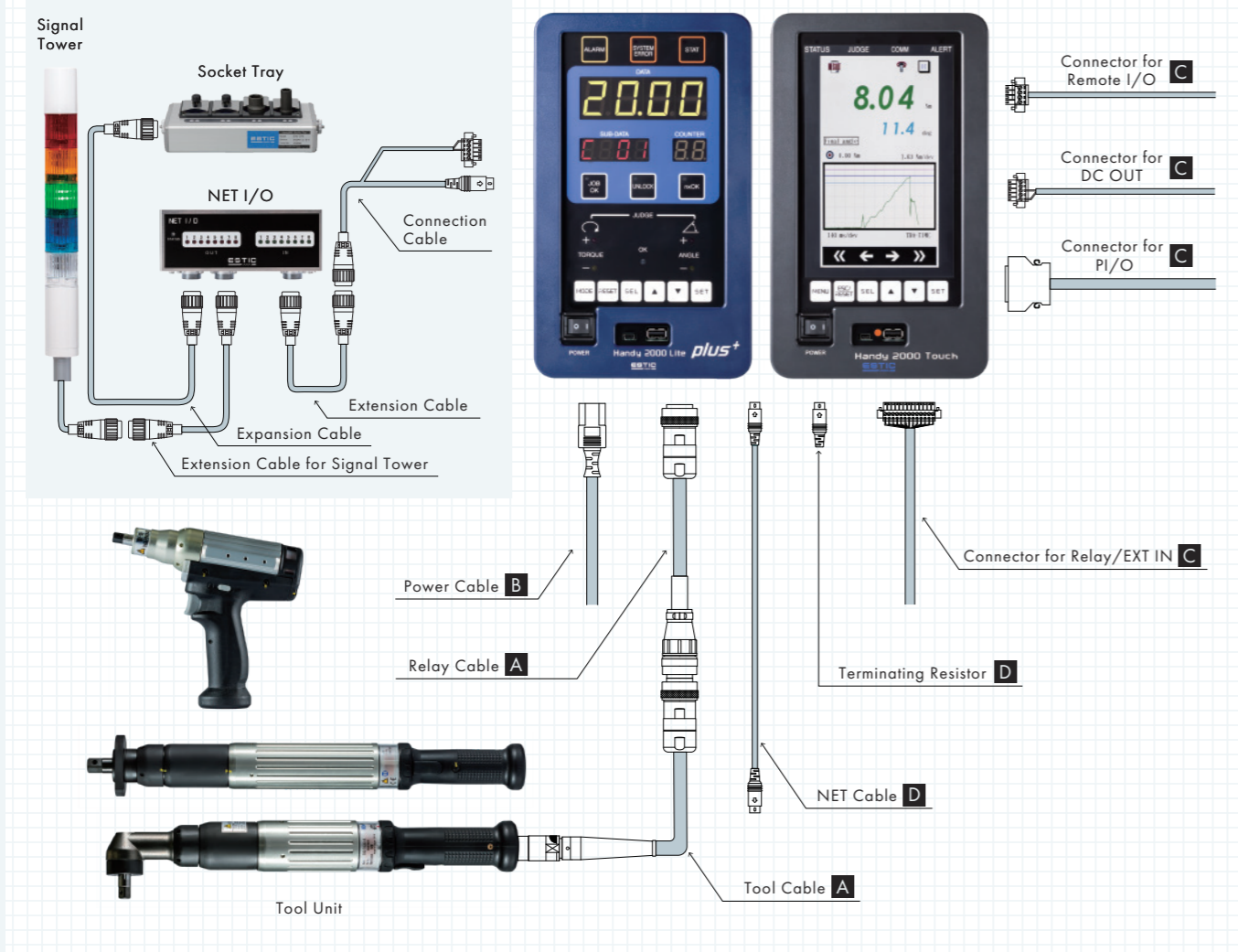
16 Fieldbus (Option)



Accessory List

Handy 2000 Lite plus / Handy 2000 Touch

Extended Optional Products (Please refer to P.34.)



A Tool Cable / Relay Cable

Model	Length (m)	Description
EH2-CVS1R5-SS	1.5	Tool Cable
EH2-CVS05-SS	5	
EH2-CVS10-SS	10	
EH2-CVS15-SS	15	
EH2-CVS20-SS	20	
EH2-CVS25-SS	25	Tool Cable (Made-to-order)
EH2-CVS30-SS	30	
EH2-CVE05-SS	5	
EH2-CVE10-SS	10	Relay Cable
EH2-CVE15-SS	15	
EH2-CVC03-SS	1.5	Spiral Cable (3m When Expanded)

B Power Cable

Model	Length (m)	Remarks
1 EH2-CP02-UL1	2	For Japan and USA 100V AC
2 EH2-CP02-CN1	2	For China 200V AC
3 EH2-CP02-UK1	2	For UK 200V AC
4 EH2-CP02-EU1	2	For Europe 200V AC
5 EH2-CP02-TH1	2	For Thailand 200V AC
EH2-CP02-CE2	2	No Plug 200V AC

C Connectors

Model	Remarks
EH2-FCN13-RL	Connector for Relay/EXT IN
EH2-FCN05-DC	Connector for DC OUT (24V DC Output)
ENRZ-CN36-EX	Connector for PI/O (Parallel I/O)
EH2-FCN04-RM	Connector for Remote I/O

D NET Cable / Terminating Resistor

Model	Remarks
EH2-CVNK-005	For Multi-spindle and Trace Control Unit : 0.5m
EH2-CVNK-010	For Multi-spindle and Trace Control Unit : 1m
EH2-CVNK-030	For Multi-spindle and Trace Control Unit : 3m
EH2-CNST	Terminating Resistor

Cable Adapter

Model	Angle Variation	
EH2-CVAD-L	(0°)	0 degrees
	(45°)	45 degrees
EH2-CVAD-U	(90°)	90 degrees
	(135°)	135 degrees
	(180°)	180 degrees
	(225°)	225 degrees
	(270°)	270 degrees
	(315°)	315 degrees

Hanging Fixture

Model	Remarks
1 EH2-SY01	For Straight and Right Angle Tools (100/200W Type) : Horizontal, Swivel Type
2 EH2-SB01	For Straight and Right Angle Tools (100W Type) : Horizontal
ENRH-SB02	For Straight and Right Angle Tools (200W Type) : Horizontal
3 EH2-SH01	For Straight and Right Angle Tools : Vertical
4 EH2-PH01	For Pistol Tools : Horizontal/Upside Down
5 EH2-PH02	For Pistol Tools : Horizontal, For Straight Tool (50W Type) : Horizontal
6 EH2-PH03	For Pistol Tools : Vertical

* Note : Please inquire for the hanging fixture of EH2-R3*** tools.

Support Handle / Reaction Plate

Model	Remarks
1 ENRH-SH01	Support Handle
2 ENRH-SH02	Switch Handle (with Direction Selector Switch)

Model	Remarks
3 ENRH-RP20S	For 16/20 N-m Straight and Pistol Tools (Single)
4 ENRH-RP20W	For 16/20 N-m Straight and Pistol Tools
5 ENRH-RP35W	For 35 N-m Straight Tool
6 ENRH-RP90W	For 55/85/120 N-m Straight and Pistol Tools

Model	Remarks
7 ENRH-LNM30	For ENRH-RP20S and ENRH-RP20W

Switch Lever

Model	Remarks
1 EH2-LS01	For Straight and Right Angle Tools (100/200W)
2 EH2-LS02	

* Note : Not applicable for EH2-R3*** tools.

Protective Cover

For Pistol Tools

Model	Remarks
EH2-PP02	For 16/20 N-m Pistol Tools
EH2-PP03	For 5/10 N-m Pistol Tools
EH2-PP04	For EH2-H0015-P
EH2-PP05	For EH2-H1030-P
EH2-PP06	For EH2-S1050-P
EH2-PP07	For EH2-T0050-P
EH2-PP08	For EH2-T0070-P

For Right Angle Tools

Model (Set)	Sets Include the Following Items				Applicable Right Angle Tools
	Protective Cover Model (Separate)	Quantity	Silicon Band Model (Separate)	Quantity	
EH2-AP01S	EH2-AP01	1	EH2-PB01	1	80 N-m Tools (EH2-R2080-A, EH2-H1070-A)
EH2-AP02S	EH2-AP02	1	EH2-PB01	2	120 N-m Tools (EH2-R2120-A, EH2-H2100-A)
EH2-AP03S	EH2-AP03	1	EH2-PB01	2	180 N-m Tools (EH2-R2180-A, EH2-H2140-A)
EH2-AP04S	EH2-AP04	1	EH2-PB02	1	20 N-m Tool (EH2-R1020-A)
EH2-AP05S	EH2-AP05	1	EH2-PB02	1	30 N-m Tool (EH2-R1030-A)
EH2-AP06S	EH2-AP06	1	EH2-PB02	1	50 N-m Tool (EH2-R2050-A)

Controller Mount

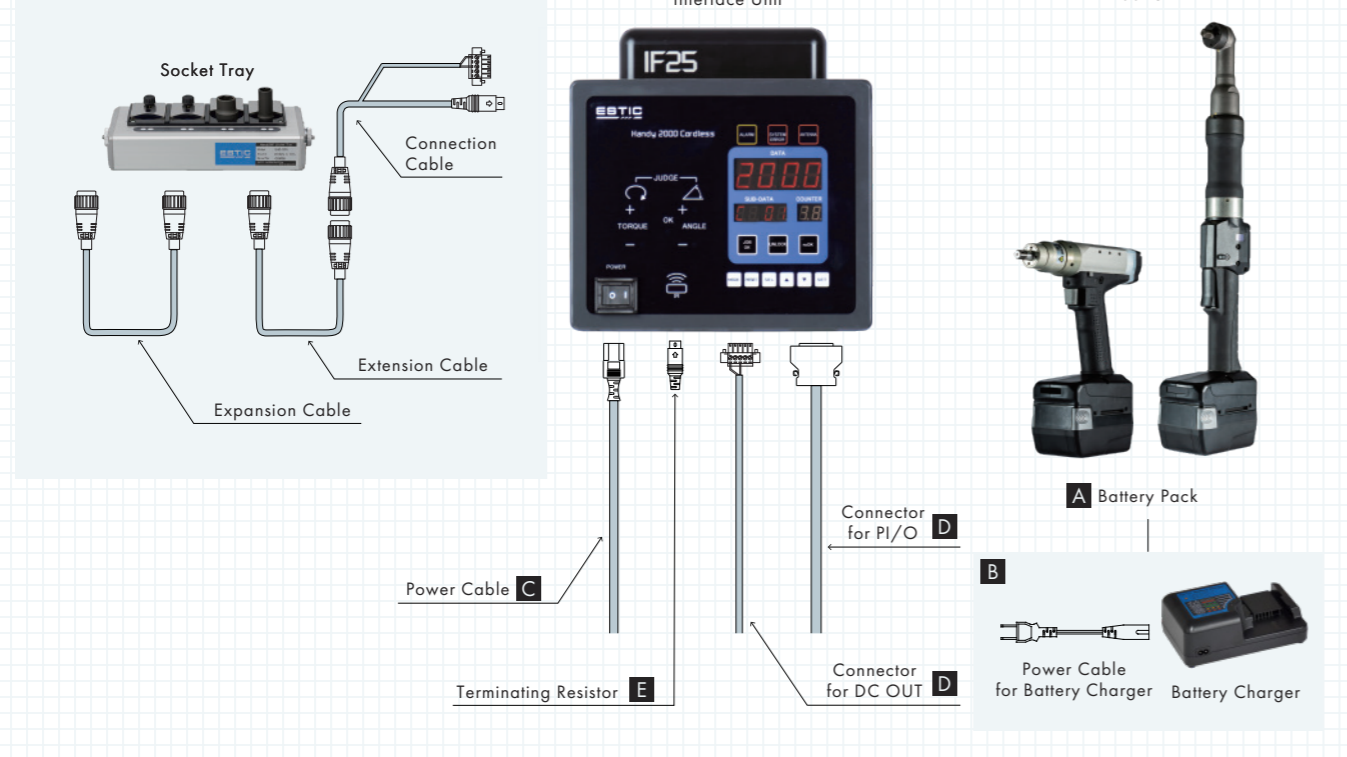


Model EH2-CF02

Accessory List

Handy 2000 Cordless

Extended Optional Products (Please refer to P.34.)



A Battery Pack



Model	Voltage	Ampere-hour	Weight (kg)	Remarks
1 BPL-2510ES	25.2V DC	1.0Ah	0.40	For Pistol Tools
2 BPL-2520ES	25.2V DC	2.0Ah	0.54	For Pistol Tools
3 BPL-3610ES	36V DC	1.0Ah	0.47	For Right Angle & Pistol Tools
4 BPL-3620ES	36V DC	2.0Ah	0.68	For Right Angle & Pistol Tools


B Battery Charger



Model	Suitable Battery	Rated Input	Rated Output	Charging Time
BC2075MX	BPL-2510ES	100-240V AC 50/60Hz	2.0A±0.2A	45min.
	BPL-2520ES		2.0A±0.2A	75min.
	BPL-3610ES	1.6A±0.2A	50min.	
	BPL-3620ES	1.6A±0.2A	90min.	

Power Cable for Battery Charger		
Model	Length (m)	Remarks
EHC-CP01-UL1	1	100V AC
EHC-CP02-AC	1	200V AC

C Power Cable



Model	Length (m)	Remarks
1 EH2-CP02-UL1	2	For Japan and USA 100V AC
2 EH2-CP02-CN1	2	For China 200V AC
3 EH2-CP02-UK1	2	For UK 200V AC
4 EH2-CP02-EU1	2	For Europe 200V AC
5 EH2-CP02-TH1	2	For Thailand 200V AC
EHC-CP02-CE2	2	No Plug 200V AC

D Connectors

Model	Description
EH2-FCN05-DC	Connector for DC OUT (24V DC Output)
ENRZ-CN36-EX	Connector for PI/O (Parallel I/O)

Protective Cover

Model	Description
EHC-PCP01	For Tool Unit (Top) : EHC-R0005-P, R0008-P, R0012-P
EHC-PCP02	For Tool Unit (Top) : EHC-L0026-P
EHC-PCB01	For Battery Pack : BPL-2520ES, 3620ES
EHC-PCB03	For Battery Pack : BPL-2510ES
EHC-PCB04	For Tool Unit (Bottom)
EHC-PCB05	For Battery Pack : BPL-3610ES



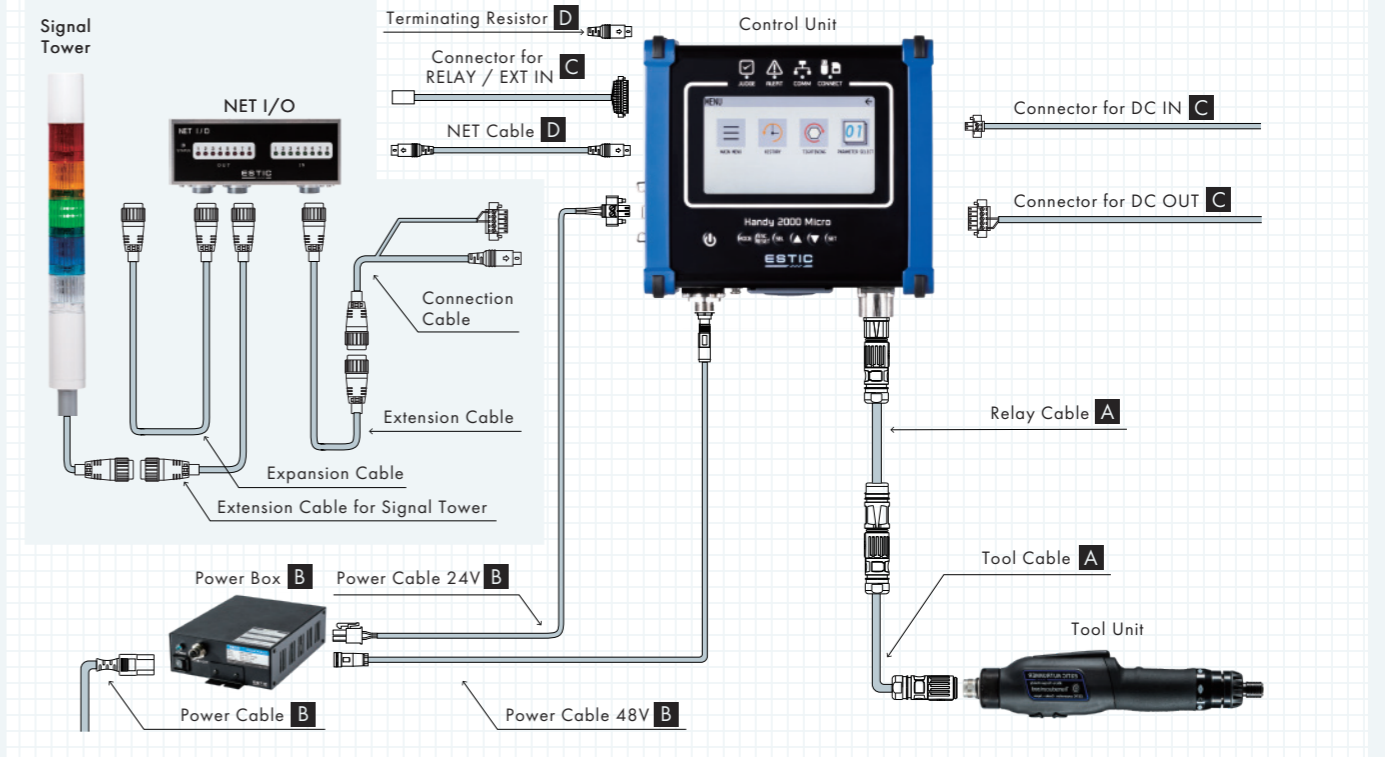
* Note : Standard accessories.

E Terminating Resistor

Model	Description
EH2-CNST	Terminating Resistor

Handy 2000 Micro

Extended Optional Products



A Tool Cable / Relay Cable

Model	Length (m)	Remarks
ECV-T01SS010-S	1	Tool Cable
ECV-T01SS015-S	1.5	
ECV-T01SS030-S	3	Relay Cable
ECV-T01SS100-S	10	
ECV-T01SS030-E	3	
ECV-T01SS060-E	6	
ECV-T01SS100-E	10	

C Connectors

Model	Description
EH2-FCN13-RL	Connector for Relay/EXT IN
EH2-FCN05-DC	Connector for DC OUT (24V DC Output)
EH2-FCN2-DCIN	Connector for DC IN (24V DC Input)

D NET Cable / Terminating Resistor

Model	Description
EH2-CVNK-005	For Trace Control Unit : 0.5m
EH2-CVNK-010	For Trace Control Unit : 1m
EH2-CVNK-030	For Trace Control Unit : 3m
EH2-CNST	Terminating Resistor

B Power Box / Power Cable

Power Box			
Model	Power Supply	Input Voltage	
EACC-PS48V+24V	100-240V AC 50/60Hz	0.23kVA/Spindle	

Model	Length (m)	Remarks
Power Cable 24V		
ECV-P24V-050	5	For Optional 24V DC Power Supply (DC IN)
Power Cable 48V		
ECV-P48V-050	5	48V DC Power Supply for Control Unit
Power Cable		
EH2-CP02-UL1	2	For Japan and USA 100V AC
EH2-CP02-CE2	2	No Plug 200V AC

Hanging Fixture



Pistol Grip

Model	Model
EACC-SH01	EACC-PG01

Extended Optional Products

NET I/O	
Model	Remarks
EH2-NIO8	

Signal Tower	
Model	Remarks
EH2-NIOST-L	

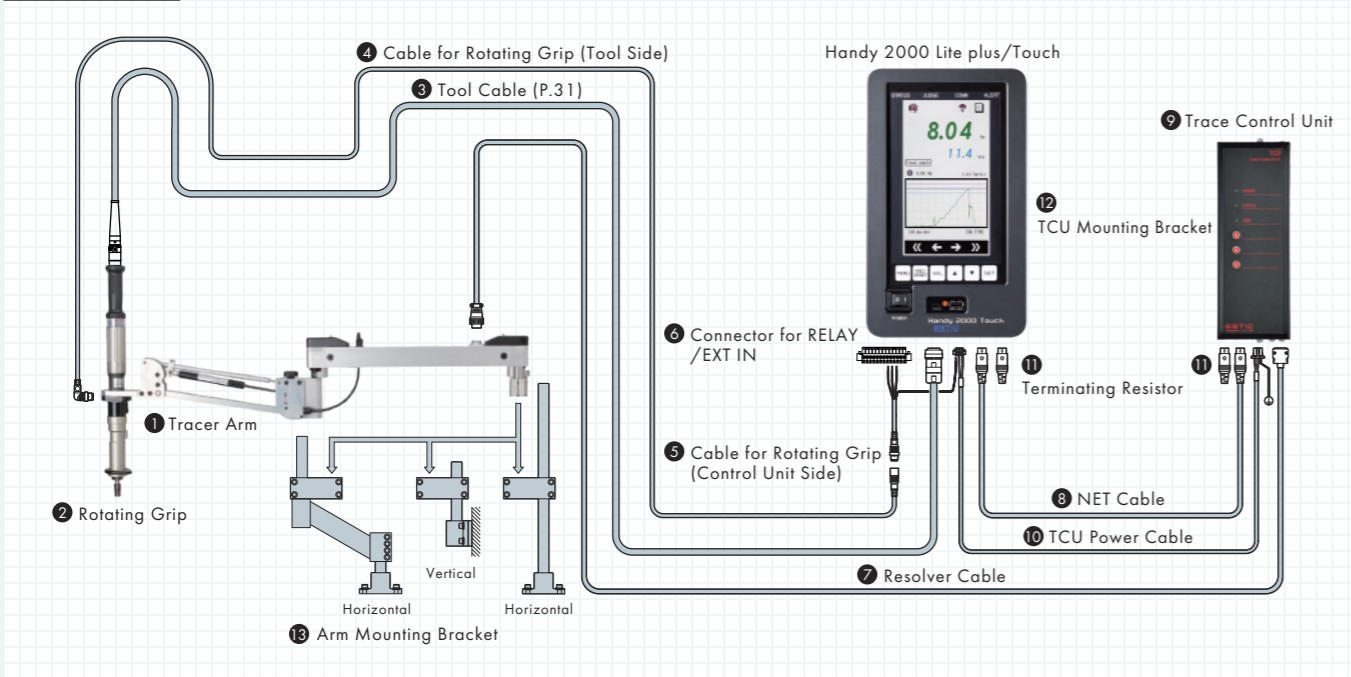
* Note : Includes the L-shape Bracket.

Socket Tray	
Model	Remarks
EH2-ST4	4 Sockets Type (4 Holders)
EH2-ST8	8 Sockets Type (8 Holders)

Model	Length (m)
Connection Cable (Standard Accessory)	
EH2-CVST-005	0.5
Expansion Cable	
EH2-CVST2-010	1
Extension Cable	
EH2-CVST3-050	5
EH2-CVST3-100	10
EH2-CVST3-150	15
Extension Cable for Signal Tower	
EH2-CVNST-030	3

Tracer Arm Specifications

System Layout



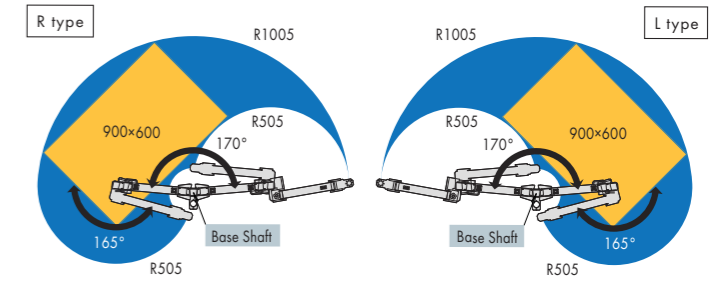
High Torque Tracer Arm



Torque Range
7-120 N·m
Arm Length
500 x 500 mm
Weight
16.5 kg

TH0505

Working Range ■ : Fastening Range ■ : Recommended Working Range



① Model	Applicable Tool Model	Torque Range	② Rotating Grip	④ Cable for Rotating Grip (Tool Side)	⑤ Cable for Rotating Grip (Control Unit Side)	⑥ Connector for RELAY/EXT IN	⑦ Resolver Cable	⑧ NET Cable	⑩ Arm Mounting Bracket
EH2-TH0505-R-AT3 EH2-TH0505-L-AT3	EH2-R2035-S	7-35 N·m (5.2-25.8 ft·lb)	N/A	N/A	N/A	N/A	EH2-CVR3-010 (1m)	EH2-CVNK-005 (0.5m)	EH2-HAFM500 (Floor, Ceiling : Horizontal Mounting)
EH2-TH0505-R-AT3G EH2-TH0505-L-AT3G	EH2-R2035-S	7-35 N·m (5.2-25.8 ft·lb)	EH2-RG03	EH2-CVG2-050	EH2-CVG3-003	EH2-FCN13-RL		EH2-CVNK-010 (1m)	
EH2-TH0505-R-AT4 EH2-TH0505-L-AT4	EH2-R2055-S EH2-R2085-S EH2-R2120-S	11-55 N·m (8.1-40.6 ft·lb) 17-85 N·m (12.5-62.7 ft·lb) 24-120 N·m (17.7-88.5 ft·lb)	N/A	N/A	N/A	N/A	EH2-CVR3-050 (5m)	EH2-CVNK-030 (3m)	EH2-HAFM500 (Floor, Ceiling : Horizontal Mounting)
EH2-TH0505-R-AT4G EH2-TH0505-L-AT4G	EH2-R2055-S EH2-R2085-S EH2-R2120-S	11-55 N·m (8.1-40.6 ft·lb) 17-85 N·m (12.5-62.7 ft·lb) 24-120 N·m (17.7-88.5 ft·lb)	EH2-RG04	EH2-CVG2-050	EH2-CVG3-003	EH2-FCN13-RL			

* Note : ② ④ ⑤ ⑥ are standard accessories.

Low Torque Tracer Arm

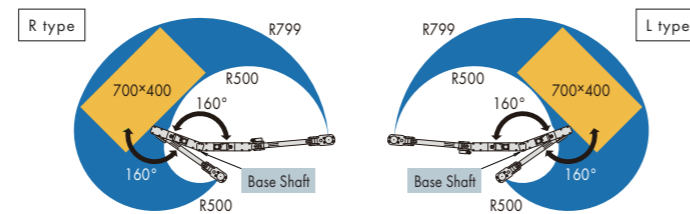


Torque Range
1-20 N·m
Arm Length
300 x 500 mm
Weight
5.1 kg

Torque Range
1-20 N·m
Arm Length
500 x 500 mm
Weight
5.5 kg

TA0305

Working Range ■ : Fastening Range ■ : Recommended Working Range



TA0505

Working Range ■ : Fastening Range ■ : Recommended Working Range



① Model	Applicable Tool Model	Torque Range	② Rotating Grip	④ Cable for Rotating Grip (Tool Side)	⑤ Cable for Rotating Grip (Control Unit Side)	⑥ Connector for RELAY/EXT IN	⑦ Resolver Cable	⑧ NET Cable	⑩ Arm Mounting Bracket
EH2-TA0305-R-AT1 EH2-TA0305-L-AT1	EH2-R0005-SL/SP EH2-R0010-SL/SP	1-5N·m (0.7-3.7 ft·lb) 2-10N·m (1.5-7.4 ft·lb)	N/A	N/A	N/A	N/A	EH2-CVR3-010 (1m)	EH2-CVNK-005 (0.5m)	EH2-SAFM500 (Floor, Ceiling : Horizontal Mounting)
EH2-TA0505-R-AT1 EH2-TA0505-L-AT1	EH2-R0005-SC EH2-R0010-SC	1-5N·m (0.7-3.7 ft·lb) 2-10N·m (1.5-7.4 ft·lb)	EH2-RG01	EH2-CVG1-001	N/A	N/A		EH2-CVNK-010 (1m)	
EH2-TA0305-R-AT2 EH2-TA0305-L-AT2	EH2-R1016-S EH2-R1020-S	3.2-16N·m (2.4-11.8 ft·lb) 4-20N·m (3-14.8 ft·lb)	N/A	N/A	N/A	N/A	EH2-CVR3-050 (5m)	EH2-CVNK-030 (3m)	EH2-SAWM200 (Wall : Vertical Mounting)
EH2-TA0505-R-AT2 EH2-TA0505-L-AT2	EH2-R1016-S EH2-R1020-S	3.2-16N·m (2.4-11.8 ft·lb) 4-20N·m (3-14.8 ft·lb)	EH2-RG02	EH2-CVG2-050	EH2-CVG3-003	EH2-FCN13-RL			

* Note : ② ④ ⑤ ⑥ are standard accessories.

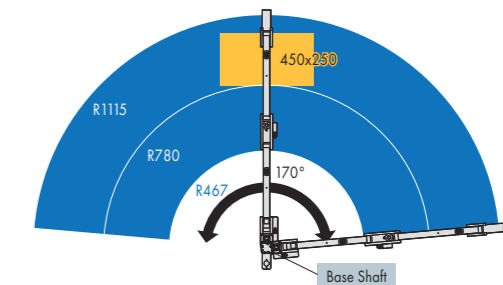
Vertical Tracer Arm



Torque Range
1-55 N·m
Arm Length
400 x 400 mm
Weight
8.5 kg

PA0404

Working Range ■ : Fastening Range ■ : Recommended Working Range



① Model	Applicable Tool Model	Torque Range	② Rotating Grip	④ Cable for Rotating Grip (Tool Side)	⑤ Cable for Rotating Grip (Control Unit Side)	⑥ Connector for RELAY/EXT IN	⑦ Resolver Cable	⑧ NET Cable	⑩ Arm Mounting Bracket
EH2-PA0404-AT1	EH2-R0005-SL/SP EH2-R0010-SL/SP	1-5 N·m (0.7-3.7 ft·lb) 2-10 N·m (1.5-7.4 ft·lb)	N/A	N/A	N/A	N/A	EH2-CVR3-010 (1m)	EH2-CVNK-005 (0.5m)	EH2-PAFM1 (Floor, Ceiling : Horizontal Mounting)
EH2-PA0404-AT1G	EH2-R0005-SC EH2-R0010-SC	1-5 N·m (0.7-3.7 ft·lb) 2-10 N·m (1.5-7.4 ft·lb)	EH2-RG01	EH2-CVG1-001	N/A	N/A		EH2-CVNK-010 (1m)	
EH2-PA0404-AT2	EH2-R1016-S EH2-R1020-S	3.2-16 N·m (2.4-11.8 ft·lb) 4-20 N·m (3-14.8 ft·lb)	N/A	N/A	N/A	N/A	EH2-CVR3-050 (5m)	EH2-CVNK-030 (3m)	EH2-SAFM500 (Floor, Ceiling : Horizontal Mounting)
EH2-PA0404-AT2G	EH2-R1016-S EH2-R1020-S	3.2-16 N·m (2.4-11.8 ft·lb) 4-20 N·m (3-14.8 ft·lb)	EH2-RG02	EH2-CVG2-050	EH2-CVG3-003	EH2-FCN13-RL			
EH2-PA0404-AT3	EH2-R2035-S	7-35 N·m (5.2-25.8 ft·lb)	N/A	N/A	N/A	N/A	EH2-CVR3-050 (5m)	EH2-CVNK-030 (3m)	EH2-SAWM200 (Wall : Vertical Mounting)
EH2-PA0404-AT3G	EH2-R2035-S	7-35 N·m (5.2-25.8 ft·lb)	EH2-RG03	EH2-CVG2-050	EH2-CVG3-003	EH2-FCN13-RL			
EH2-PA0404-AT4	EH2-R2055-S	11-55 N·m (8.1-40.6 ft·lb)	N/A	N/A	N/A	N/A	EH2-CVR3-050 (5m)	EH2-CVNK-030 (3m)	EH2-SAWM200 (Wall : Vertical Mounting)
EH2-PA0404-AT4G	EH2-R2055-S	11-55 N·m (8.1-40.6 ft·lb)	EH2-RG04	EH2-CVG2-050	EH2-CVG3-003	EH2-FCN13-RL			

* Note : ② ④ ⑤ ⑥ are standard accessories.

Trace Control Unit

⑨ Model	Control Input/Output	Operating Power Supply	Number of Assignable Programs	Weight (kg)
EH2-TCU2-N	PI/O (IN/OUT) : 6 Points (PNP/NPN)	24V DC±10% (Supplied from Handy 2000 Lite plus / Touch)	99 (Up to 63 positions can be registered per program)	0.9
EH2-TCU2-E	PI/O (IN/OUT) : 6 Points (PNP/NPN) EXTP/O (IN/OUT) : 24 Points (PNP/NPN)			

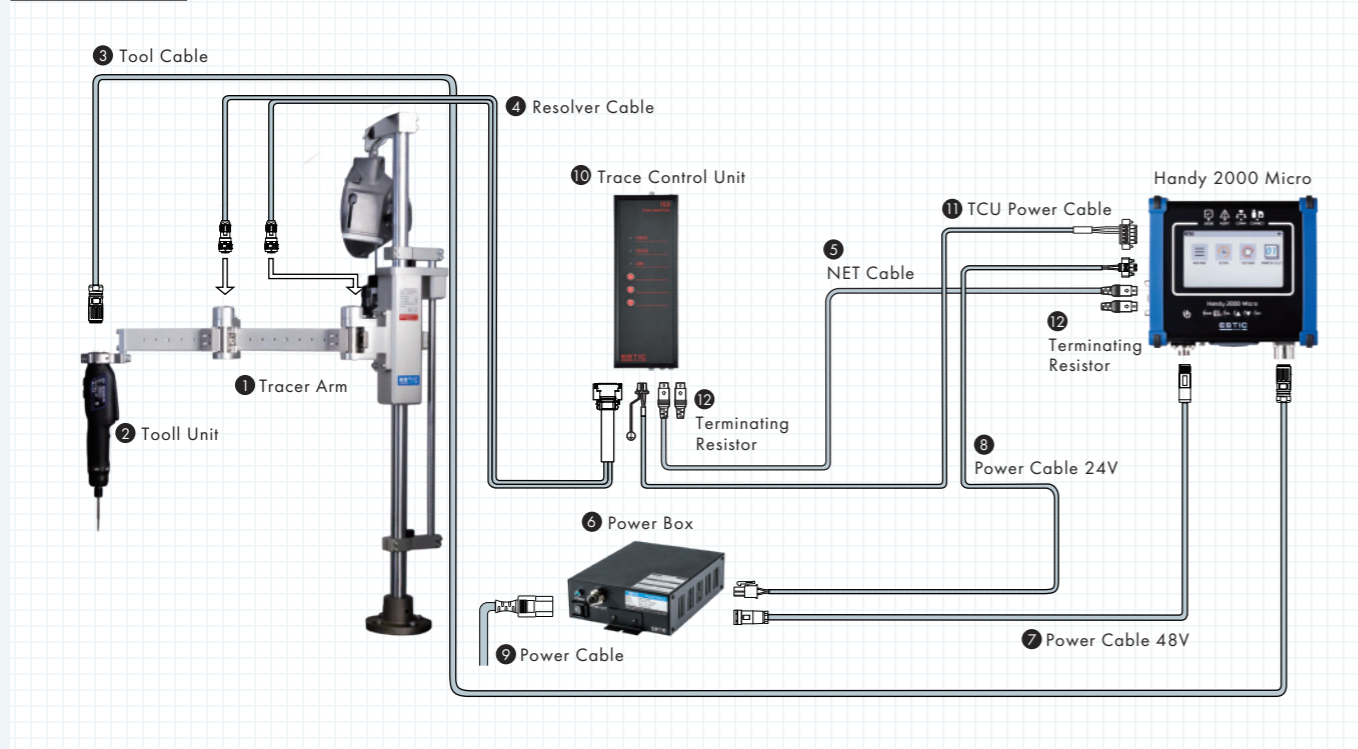
Accessories

⑩ TCU Power Cable	⑪ Terminating Resistor	⑫ TCU Mounting Bracket
EH2-CVDC-030 (3m)	EH2-CNST (Requires 2 Pieces)	EH2-TCU-BRKT2

* Note : ⑩ are standard accessories.

Tracer Arm Specifications

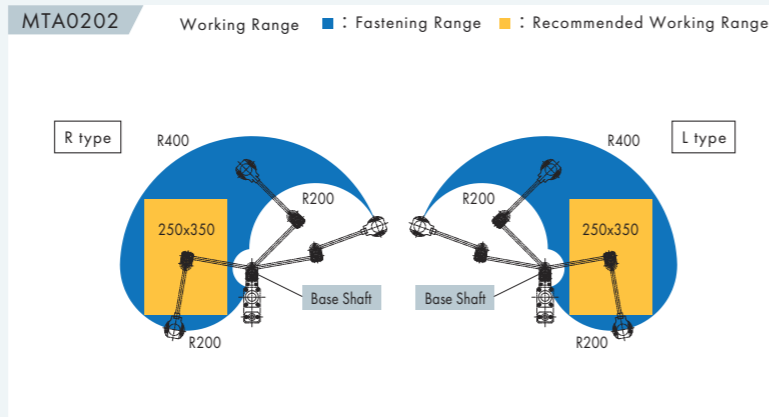
System Layout



Micro Tracer Arm



Torque Range
0.1-5.0 N·m
Arm Length
200 x 200 mm
Weight
10.0 kg



① Model	② Applicable Tool Model	Torque Range	③ Tool Cable	④ Resolver Cable	⑤ NET Cable
EH2-MTA0202-R-AT1 EH2-MTA0202-L-AT1	EH2-RA1000-SNL/SNP	0.1-1.0 N·m (0.89-8.85 in·lb)	ECV-T01SS010-S (1m)	EH2-CVR2-030 (3m)	EH2-CVNK-005 (0.5m) EH2-CVNK-010 (1m) EH2-CVNK-030 (3m)
	EH2-RA2000-SNL/SNP	0.2-2.0 N·m (1.77-17.70 in·lb)	ECV-T01SS015-S (1.5m)		
	EH2-RA5000-SNL/SNP	0.5-5.0 N·m (4.43-44.26 in·lb)	ECV-T01SS030-S (3m) ECV-T01SS100-S (10m)		

Power Box

⑥ Power Box	⑦ Power Cable 48V	⑧ Power Cable 24V	⑨ Power Cable
EACC-PS48V+24V	ECV-P48V-050 (5m)	ECV-P24V-050 (5m)	EH2-CP02-UL1 (For Japan and USA 100V AC) EH2-CP02-CE2 (No plug 200V AC)

Trace Control Unit

⑩ Model	Control Input/Output	Operating Power Supply	Number of Assignable Programs	Weight (kg)
EH2-TCU2-N	PI/O (IN/OUT) : 6 Points (PNP/NPN)	24V DC±10% (Supplied from Handy 2000 Micro)	99 (Up to 63 positions can be registered per program)	0.9
EH2-TCU2-E	PI/O (IN/OUT) : 6 Points (PNP/NPN) EXTP/O (IN/OUT) : 24 Points (PNP/NPN)			

Accessories	⑪ TCU Power Cable	⑫ Terminating Resistor
	EH2-CVDC-030 (3m)	EH2-CNST (Requires 2 Pieces)

* Note: ① are standard accessories.

Robot



Technology

New Robot System proposed by ESTIC

The ESTIC ROBOT SYSTEM is ideal for building a screw tightening robot that makes use of the Handy 2000 series nutrunner. The nutrunner controls the robot to shorten the cycle time and enable centralized system management without using a PLC. Selecting the robot system and nutrunner is the only decision required to get started. This system can be easily introduced even without any difficult knowledge such as ladder programming or software maintenance management.

Benefits

- Simple Settings
- Improves Productivity
- Quality improvement
- Reduces Cycle Time
- Batch Setting

Movie



<https://youtu.be/iGZw4vC5fwI>

Global Network

3

Affiliates

30

Authorized Dealers

(As of 2022)

Founded in 1993, ESTIC has quickly grown to become a major worldwide company with operations in over 20 countries spearheaded by a network of three affiliates and thirty authorized dealers. With our global reach, we guarantee that, wherever our clients are, we will be on-site with localized service and support.



ESTIC America, Inc.

Head Office (Kentucky Office)

ESTIC America was established in Erlanger, Kentucky, in 2014 as our North American product support center, servicing our customers in the United States, Canada and Mexico.

ESTIC Product Sales/Troubleshooting and Support/Repairs and Calibration

1895 Airport Exchange Blvd, Suite 120, Erlanger, KY 41018, U.S.A.
 Phone : +1-859-746-8800
 E-mail : support@estic-america.com

Novi Technical Center (Michigan Office)

We have recently opened the ESTIC America – Novi Technical Center in 2019, to further support our customer’s manufacturing development needs in and around Southeast Michigan.

ESTIC Product Sales/Troubleshooting and Support

25901 Meadowbrook Rd. Novi, MI 48375, U.S.A.
 Phone : +1-248-719-7622

ESTIC (Thailand) Co., Ltd.

Head Office

In 2012, we established a sales company in Bangkok, Thailand, to offer increased support to the incredibly fast-growing Southeast Asian market. From this hub, we support our clients across Southeast Asia and beyond, from Vietnam to India.

ESTIC Product Sales/Troubleshooting and Support/Repairs and Calibration

19 Naradhiwas Rajanakarin Road, Chong Nonsi, Yannawa, Bangkok 10120, Thailand
 Phone : +66-2-678-0171
 E-mail : sales@estic.co.th

Shanghai ESTIC Co., Ltd.

Head Office

In 2001, we established a sales, R&D, and manufacturing center in Shanghai, China. Our operations there cover nutrunners, servo presses, as well as fastening and press fitting machines and other automated equipment.

Fastening and Press Fitting Machines and other Automated Equipment/ESTIC Product Sales/Troubleshooting and Support/Repairs and Calibration

No.6, 51 Gate, 1159 Lane, Kangqiao East Road, Pudong, Shanghai 201315 P.R.C
 Phone : +86-21-6813-0333
 E-mail : ecc@estic.cn

Service and Support System

ESTIC is a powerful partner in your assembly processes. Combining high-quality made-in-Japan products with a global support network, we offer our clients an unparalleled commitment to quality and satisfaction. We dedicate ourselves to constant innovation and harness a flexible and open approach to further boost client productivity. At ESTIC, when our partners succeed, we succeed.

#01



Quality Assurance

Our products are both devices used in assembling processes as well as instruments for measuring and guaranteeing fastening quality. Strict quality assurance is essential in the design, production, and sourcing of parts as well as in assembly procedures and shipping inspections. Our R&D, Quality Assurance, Production, and Product Service divisions work continuously with our suppliers to improve quality and ensure the products we deliver around the world leave our customers satisfied.

#02



Production System

Because our clients require products to be high in quality, competitive in cost, and delivered on demand, we focus our manufacturing operations on the three areas of quality, cost, and delivery (QCD) and constantly evolve our production systems accordingly. To meet the world's ever-increasing requirements, we will continue to strengthen our production capability and deliver the stable supply of the products you need.

#03



After-purchase Support

Nutrunners require product support both during setup and in the operations to follow. They must also undergo regular maintenance to ensure optimal performance. In addition to Japan, ESTIC offers services covering product maintenance, repair, and calibration in over 20 countries and regions through its network of authorized dealers. Our system of rapid customer support guarantees your peace of mind when using our products.

Company Profile



Together with our domestic and international sales teams, ESTIC's worldwide R&D, manufacturing, product support, and quality control operations provide flexible, rapid responses to the needs of the global market.

Head Office

1-2-16, Togodori, Moriguchi-city,
Osaka, 570-0041 Japan
Phone : +81-6-6993-8855
Fax : +81-6-6993-8875

Osaka Office

Phone : +81-6-6993-8181
Fax : +81-6-6993-8015
E-mail : osaka_office@estic.co.jp

Togo Plant

Phone : +81-6-6993-8077
Fax : +81-6-6993-8887

Technology Development Center

3-12-4, Kikusuidori, Moriguchi-city,
Osaka, 570-0032 Japan

Hashiba Plant

2-5-9, Hashibahigashino-cho, Moriguchi-city,
Osaka, 570-0031 Japan
Phone : +81-6-6993-8834
Fax : +81-6-6993-8881

Tokyo Office

Shin-Yokohama Bousei Bldg. 2F, 3-20-12 Shin-Yokohama,
Kohoku-ku, Yokohama-shi, Kanagawa 222-0033, Japan
Phone : +81-45-474-3036
Fax : +81-45-474-3037
E-mail : tokyo_office@estic.co.jp

Chubu Office

Honda Bldg., 2-28 Kouseidori-minami, Okazaki-shi,
Aichi 444-0044, Japan
Phone : +81-564-66-0510
Fax : +81-564-66-0515
E-mail : chubu_office@estic.co.jp